


**REPORT TO THE BOARD OF DIRECTORS
BOARD MEETING OF FEBRUARY 8th, 2022
AGENDA ITEM NO. 6C**



AGENDA SECTION: Informational Items

SUBJECT: General Manager's Report

PREPARED BY: Adam Coyan General Manager

Recruitments

Worked on the recruitment for Office/ Finance Manager. We are opening the recruitment again for this position. Further, I completed an internal recruitment for Operations Manager. Adam Brown was the successful candidate and has been promoted to Operations Manager.

Events

1. 01/19/2022 ALT community meeting to address ALT specific items

Teleconference/ Training/ Meetings

1. Gloria Omania, agenda preparation and meeting planning
2. 01/12/2022 Staff Workshop Possible Alternative Approaches to Address Water Supply Shortages in the Delta
3. 01/19/2022 Meeting with Union
4. 01/19/2022 State Water Resource Control Board
5. 01/20/2022 State Water Resource Control Board
6. 01/25/2022 Eldorado County Board of Supervisor
7. 01/25/2022 Union
8. 01/27/2022 GDPUD Grant Committee Meeting
9. 01/27/2022 GDPUD Finance Committee Meeting
10. 02/01/2022 State Water Resource Control Board
11. 02/01/2022 Eldorado County Board of Supervisors

Administrative Tasks

1. Budget to Actuals
2. Staff Reports
3. Recruitment items for Office/ Finance Manager
4. Recruitment for Operations Manager
5. Staff reports and supporting documents

Board Request Update: None

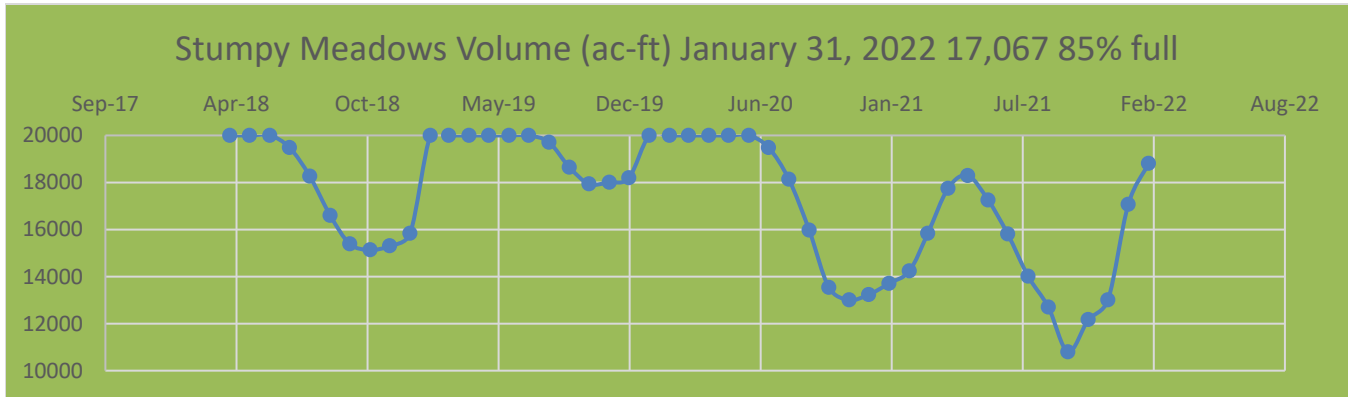
Public Records Requests: None

GEORGETOWN DIVIDE PUBLIC UTILITY DISTRICT

Operations Report for January 2022

Presented to the GDPUD Board of Directors

February 8, 2022



Treatment Operations

Walton Lake Treatment Plant

17.628 mg / 568,645 average mgd

15 - Alarms

Generator Power – 9 Days

Chlorine Analyzer Replacement

Water Quality Monitoring:

- ✓ All finished water was in compliance with drinking water standards.
- ✓ Collected 12 routine bacteria distribution samples.
- ✓ Distribution monitoring samples were absent of bacteriological contamination indicating adequate disinfection.

Sweetwater Treatment Plant

16.865 mg / 544,032 average mgd

29 – Alarms

Stator Replacement

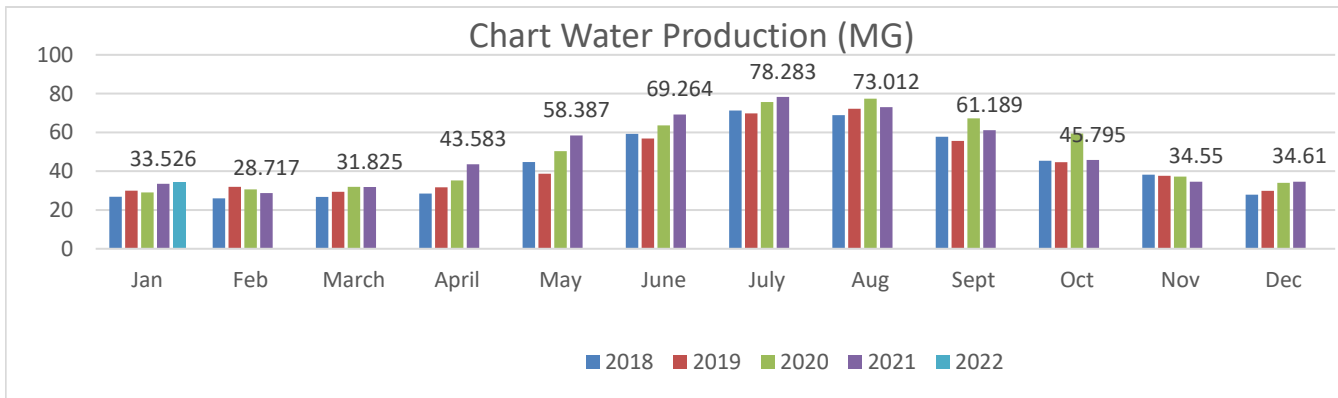
Replaced Overflow Lines

Notes:

Mg – million gallons

Mgd – millions gallons per day

Gross Water Use – 121 Gallons per Day per Capita



Summary of Field Work Activities

Distribution Crew

- ✓ Repaired Breaks: 9
- ✓ Repair/Replace Meter: 0
- ✓ Installed New Service: 0
- ✓ After Hours Callouts: 13
- ✓ Valves Exercised: 23
- ✓ Underground Service Alert Response: 222
- ✓ Relief Valve Survey: 11
- ✓ Pressure Release Valve: 19
- ✓ Isolation Valve : 1
- ✓ Service Calls:
 - 60 General Calls
 - 14 Occupant Changes
- ✓ Pump Station Operation

Outside of normal operations functions, distribution crews focused on system wide valve survey to meet 2021/2022 Capital Improvement Plan goals, responded to numerous USAs in connection to utility storm response, updated security lighting at the main office yard, locating/digging out blow-off valves and vault repair.

Canal/Maintenance Crew

- ✓ Storm Response
 - Tree/Vegetation Removal – (Up Country, Main Ditch: Georgetown to Secret Ravine Trail, Kelsey Ditch: Georgetown to Traverse Creek).
- ✓ Equipment Shed Rebuild

The canal/maintenance crews continued to focus on significant storm damage repair throughout the raw water distribution system.

Additional Operating Activities

- Completed seven information requests for water delivery
- Coordinate after hours call service
- Capital Improvement Plan efforts:
 - Auburn Lake Trails Paving;
 - Pressure Reducing Valves;
 - Air Relief Valves; and
 - Corp/Yard Repair.
- Update vehicle maintenance program

GEORGETOWN DIVIDE PUBLIC UTILITY DISTRICT

Water Resources Report for January 2022

Presented to the GDPUD Board of Directors

February 8, 2022

General Activities

- Annual 2021 Auburn Lake Trails Zone Report
- Requests for Proposals
 - External Investigative Audit Services RFP: January 20 through April 1, 2022
 - Water System Conditions Assessment and Water System Reliability Study Update Meeting – January 20, 2022
 - Waste Discharge Requirement Update
- Submit 2021 Urban and Multibenefit Drought Relief Grant Program Application
- Prepare California Climate Investments Department of Forestry and Fire Protection Grant Application
- WaterSmart Software Pre-Implementation
- Auburn Lake Trails Public Meeting

Water Supply

January 31, 2022 – Stumpy Meadows at 108% of average

Department of Water Resources complete Monthly snow survey on February 1, 2022. Using the data collected and in combination with the Aerial Remote Sensing of Snow Program it was determined Central Sierra Nevada snowpack is 89% of average in February.

Between period of December 28 and January 26 Delta was in excess and Folsom Lake was making American River Excess Releases. District calculations show a refill credit of approximately 500 acre feet during the period. Monthly reports are submitted to Department of Water Resources and Bureau of Reclamation for verification.

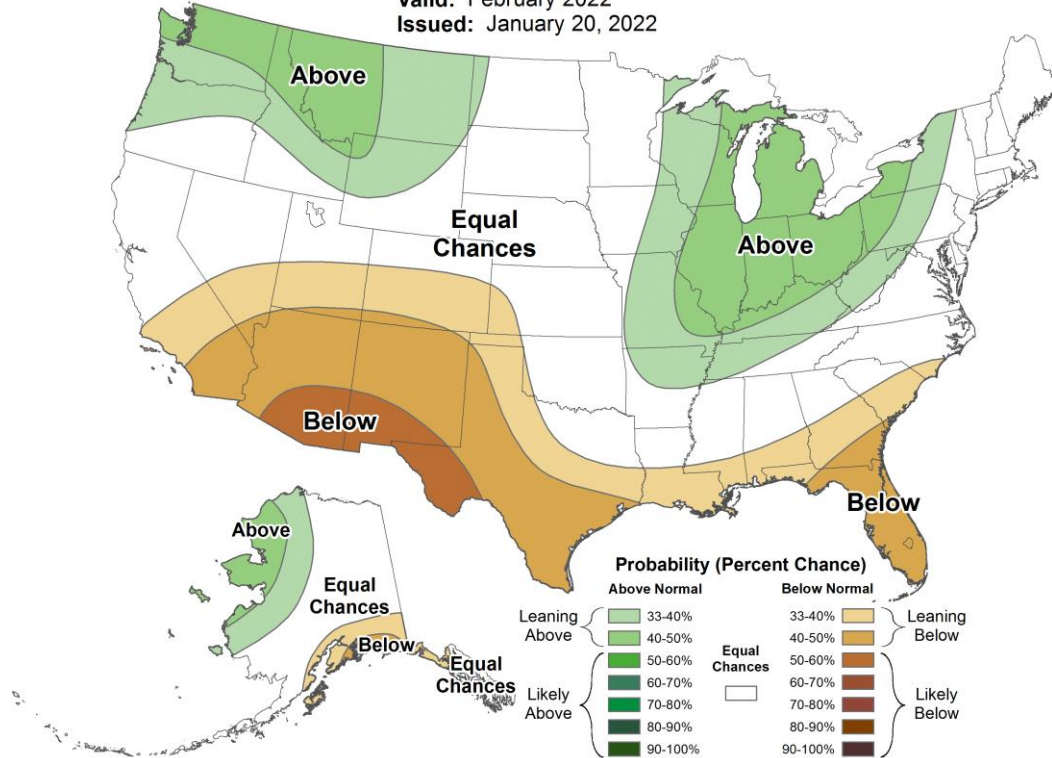
90 - Day Seasonal Outlook



Monthly Precipitation Outlook



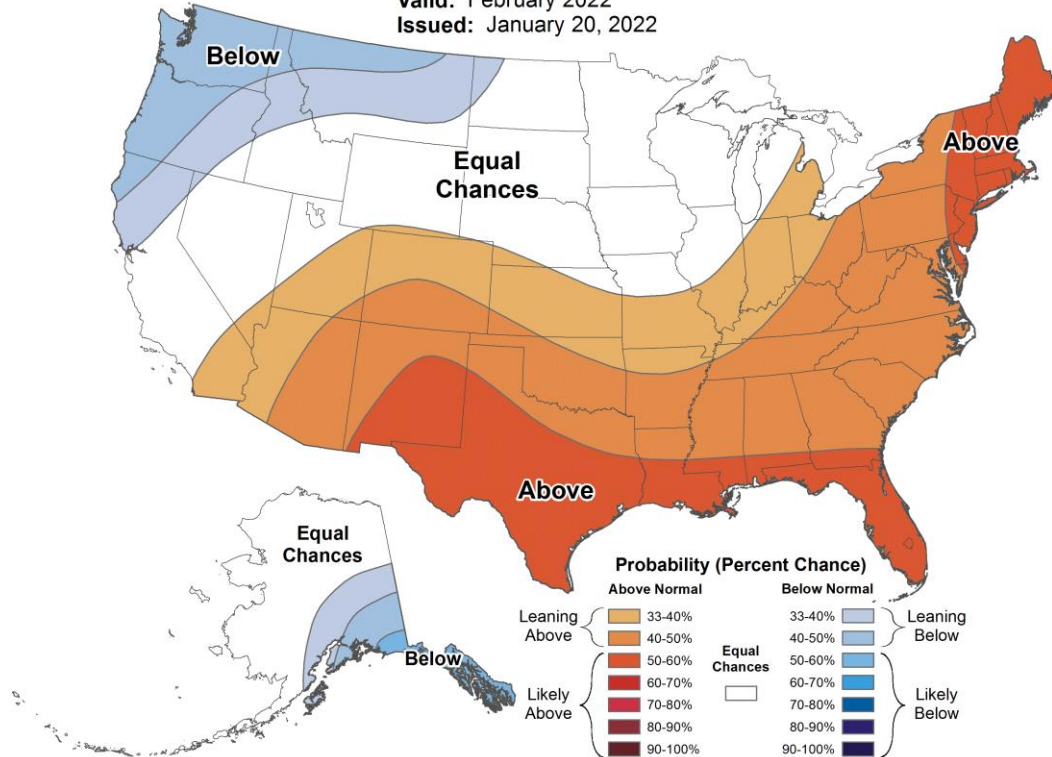
Valid: February 2022
Issued: January 20, 2022



Monthly Temperature Outlook



Valid: February 2022
Issued: January 20, 2022



GEORGETOWN DIVIDE PUBLIC UTILITY DISTRICT

Auburn Lake Trails Wastewater Management Zone Report for January 2022

Presented to the GDPUD Board of Directors

February 8, 2022

Zone activities are completed in accordance with California Regional Water Quality Control Board Central Valley Region, *Waste Discharge Requirements for Georgetown Divide Public Utility District Auburn Lake Trails On-Site Wastewater Disposal Zone* Order No. R5-2002-0031.

- **Community Disposal System (CDS) Lots - 137**
- **Individual Wastewater Disposal System Lots - 896**

Field Activities

- ✓ Routine Inspections: 101
- ✓ Property Transfer Processing: 6 Initial
9e Follow Up
4a Follow Up
- ✓ New Inspection 3 (656/657,
1794, 1218.)
 - Plan Review 2
(656/657,1218.)
- ✓ Weekly CDS Operational 5
 - New Wastewater System 0
 - New CDS Tank 0
 - New Pump Tank 0

Reporting

Annual Auburn Lake Trails Wastewater Management Zone Report was submitted electronically to California Regional Water Quality Control Board on California Integrated Water Quality System (CIWQS) on January 26, 2022.

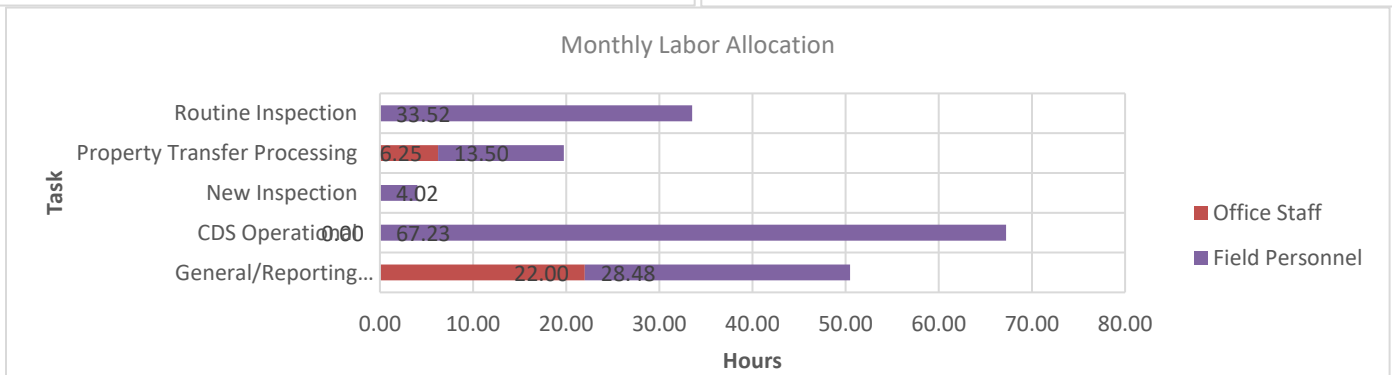
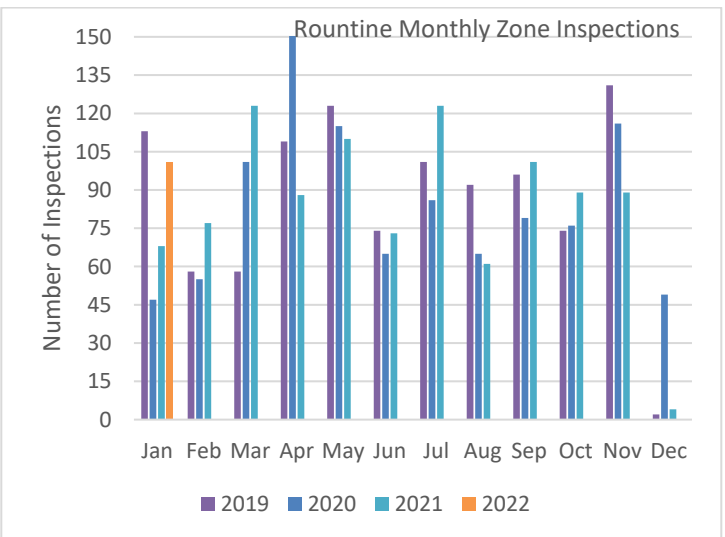
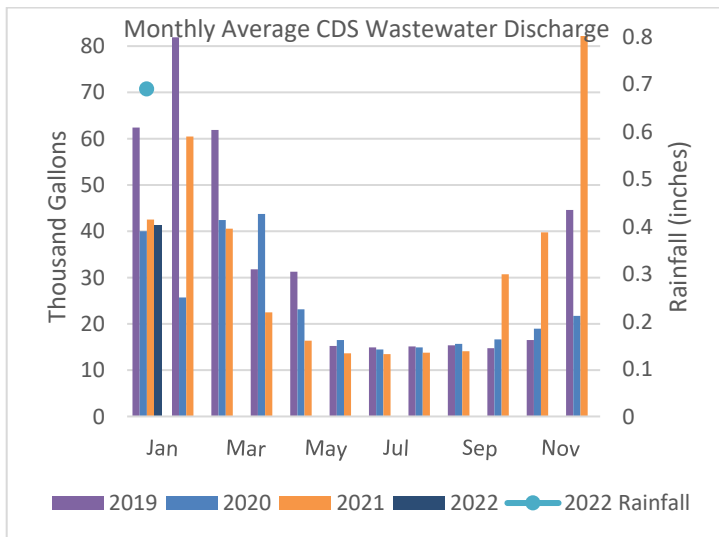
Notes: Collected surface water sampling and routine mound sampling.

CDS – Wastewater Discharge

1,278,500 gallons / 41,241 gallon/day average

Rainfall

0.69 Inches



Georgetown Divide Public Utility District

6425 Main Street P.O. Box 4240, Georgetown, CA 95634 • (530) 333-4356 • www.gd-pud.org

Adam Coyan, General Manager

2021 WATER SUPPLY AND DEMAND SUMMARY

Georgetown Divide Public Utility District

February 2022

WATER SUPPLY

Stumpy Meadows Project

Firm Yield, AF 12,200

DEMAND - Demand is comprised of sales, losses and latent demand components.

Current Sales

Treated Water

	<u>Residential</u>	<u>Commercial</u>	<u>Total</u>
Accounts	3,621	138	3,759
Actual Usage, AF	1,393	223	1,616
Five Year Average Usage, AF	1,185	198	1,383

Construction Water Sold, AF 1.04

Treated Water Usage, AF 1,617

Untreated Water

Active Irrigation Accounts	380	
Actual Irrigation Usage, AF		<u>3,911</u>

Water Use by Customers, AF **5,528**

Estimated Operational Losses

Treated Water System - Treatment & Conveyance, AF 435

Other Operational Losses (a), AF 3,077

Total Estimated Operation Losses, AF **3,513**

Latent Demand (b)

Treated Water, AF

Inactive Meters	0	0
Existing Parcels	782	<u>391</u>

Total Latent Demand, AF **391**

DEMAND AT FULL UTILIZATION, AF **9,431**

REMAINING AVAILABLE WATER WITH FIRM YIELD OPERATION, AF **2,769**

Notes:

AF = Acre Feet

0.5 AF of usage is estimated for inactive meters and existing parcels.

a) = Estimated conveyance and carriage losses.

b) = Represents estimated water usage, including an amount of water system losses for inactive meters, non-metered parcels within assessment districts, line extensions not yet metered using 0.5 AF of usage per meter or parcel.

