








Georgetown Divide PUD

Check Report

By Check Number

Date Range: 07/01/2023 - 07/31/2023


Vendor Number	Vendor Name	Payment Date	Payment Type	Discount Amount	Payment Amount	Number
Bank Code: EDSB-El Dorado Savings Bank						
SCH03	Nicholas Schneider	07/11/2023	Regular	0.00	473.52	34988  1
ACW01	ACWA/JPIA	07/14/2023	Regular	0.00	9,297.81	34993 
ACW05	ACWA/JPIA HEALTH	07/14/2023	Regular	0.00	42,603.13	34994
ADM01	ADM - Advanced Drug & Medical Screening	07/14/2023	Regular	0.00	90.00	34995
ADT01	ADT SECURITY SERVICES	07/14/2023	Regular	0.00	5,129.37	34996
ALL01	ALLEN KRAUSE	07/14/2023	Regular	0.00	386.17	34997
AMP01	AMPRA'S Staffing Services, Inc	07/14/2023	Regular	0.00	1,835.20	34998
AND01	ANDERSON'S SIERRA PIPE CO	07/14/2023	Regular	0.00	152.53	34999
ARA01	ARAMARK	07/14/2023	Regular	0.00	45.07	35000
BEA01	BUTTE EQUIPMENT RENTALS	07/14/2023	Regular	0.00	597.00	35001
BUC01	Buckmaster Office Solutions	07/14/2023	Regular	0.00	20.00	35002
CAR08	CSI	07/14/2023	Regular	0.00	59.00	35003
CLS01	CLS LABS	07/14/2023	Regular	0.00	290.00	35004
ELD05	EDC AUDITOR-CONTROLLER	07/14/2023	Regular	0.00	6,144.30	35005  2
ELD16	EL DORADO DISPOSAL SERVICE	07/14/2023	Regular	0.00	429.00	35006 
FSL01	Fidelity Security Life Insurance Company	07/14/2023	Regular	0.00	337.28	35007
GEO02	GEORGETOWN GAZETTE	07/14/2023	Regular	0.00	244.00	35008
GEO04	DIVIDE SUPPLY ACE HARDWARE	07/14/2023	Regular	0.00	1,096.18	35009
HAR03	HARRIS INDUSTRIAL GASES	07/14/2023	Regular	0.00	53.00	35010
HAR08	KEITH HARSTON, DC	07/14/2023	Regular	0.00	100.00	35011
HOL03	HOLT OF CALIFORNIA	07/14/2023	Regular	0.00	13,854.47	35012
ICM03	ICMA	07/14/2023	Regular	0.00	1,318.44	35013
IFS01	Infosend, Inc.	07/14/2023	Regular	0.00	418.83	35014
INF01	Infinity Technologies	07/14/2023	Regular	0.00	1,470.00	35015
IUO01	IUOE, LOCAL 39	07/14/2023	Regular	0.00	352.69	35016
IUO02	AFSCME	07/14/2023	Regular	0.00	344.72	35017
LSL01	LANCE, SOLL & LUNGHARD, LLP	07/14/2023	Regular	0.00	10,980.00	35018
MAC02	Mitch MacDonald	07/14/2023	Regular	0.00	825.62	35019  3
MOU02	MOUNTAIN DEMOCRAT	07/14/2023	Regular	0.00	302.55	35020
PAC02	PACIFIC GAS & ELECTRIC	07/14/2023	Regular	0.00	110.53	35021
PAC02	PACIFIC GAS & ELECTRIC	07/14/2023	Regular	0.00	19,740.68	35022
PAC06	PACE SUPPLY 23714-00	07/14/2023	Regular	0.00	2,312.12	35023
PUL01	PULFER, JEFF	07/14/2023	Regular	0.00	117.76	35024
RAM01	RAMMCO	07/14/2023	Regular	0.00	522.18	35025
RUL01	RULE, BRIAN	07/14/2023	Regular	0.00	210.25	35026
RWA01	Regional Water Authority	07/14/2023	Regular	0.00	4,218.00	35027
SSY01	Sloan Sakai Yeung & Wong LLP	07/14/2023	Regular	0.00	516.50	35028
STR01	STREAMLINE	07/14/2023	Regular	0.00	4,500.00	35029
SWR03	STATE WATER RESOURCES CON	07/14/2023	Regular	0.00	90.00	35030
TEI01	A. TEICHERT & SON, INC	07/14/2023	Regular	0.00	737.16	35031
TYL02	TYLER TECHNOLOGIES, INC	07/14/2023	Regular	0.00	196.00	35032
USA04	HD SUPPLY, INC	07/14/2023	Regular	0.00	1,908.08	35033
USB06	U.S. BANK EQUIPMENT FINANCE	07/14/2023	Regular	0.00	820.50	35034
VEC01	Vectis DC LLC	07/14/2023	Regular	0.00	4,000.00	35035
VER02	Verizon Connect Fleet USA LLC	07/14/2023	Regular	0.00	265.30	35036
WES08	WESTERN HYDROLOGICS, LLP	07/14/2023	Regular	0.00	5,474.76	35037
ZAN01	Zanjero, Inc.	07/14/2023	Regular	0.00	2,067.50	35038
ACW01	ACWA/JPIA	07/21/2023	Regular	0.00	29,475.36	35039
ALL01	ALLEN KRAUSE	07/21/2023	Regular	0.00	244.43	35040
ARA01	ARAMARK	07/21/2023	Regular	0.00	90.14	35041
ATT02	AT&T	07/21/2023	Regular	0.00	127.64	35042
ATT04	AT&T Internet	07/21/2023	Regular	0.00	95.59	35043
BEN04	BENNETT ENGINEERING SERVICES	07/21/2023	Regular	0.00	16,043.43	35044
BJP01	BJ PEST CONTROL	07/21/2023	Regular	0.00	600.00	35045

Summary of Comments on Report

Page: 1

 Number: 1 Author: Buckle Subject: Sticky Note Date: 8/23/2023 10:23:41 AM
34988 - FY23-Q4 Mileage Reimbursement

 Number: 2 Author: Buckle Subject: Sticky Note Date: 8/23/2023 10:23:30 AM
35005 - LAFCO annual fees FY24

 Number: 3 Author: Buckle Subject: Sticky Note Date: 8/23/2023 10:28:18 AM
35019 - Travel Reimbursement

Check Report

Date Range: 07/01/2023 - 07/31/2023

Vendor Number	Vendor Name	Payment Date	Payment Type	Discount Amount	Payment Amount	Number
BLU01	ANTHEM BLUE CROSS	07/21/2023	Regular	0.00	2,890.32	35046
BLU06	BLUE SHIELD OF CALIFORNIA	07/21/2023	Regular	0.00	304.00	35047
CAL17	Cal Fire	07/21/2023	Regular	0.00	226.94	35048
CLS01	CLS LABS	07/21/2023	Regular	0.00	75.00	35049
DIV05	PLACERVILLE AUTO PARTS, INC.	07/21/2023	Regular	0.00	9.64	35050
ESR01	ENVIRONMENTAL SYSTEMS RESEARCH INSTITU	07/21/2023	Regular	0.00	2,707.81	35051
GEO01	GEORGETOWN HARDWARE	07/21/2023	Regular	0.00	174.43	35052
KAI01	Kaiser Permanente	07/21/2023	Regular	0.00	110.10	35053
KAS01	KASL CONSULTING ENGINEERS	07/21/2023	Regular	0.00	19,167.88	35054
KLA02	CHRISTIAN KLAHN	07/21/2023	Regular	0.00	300.00	35055
NBS01	NBS	07/21/2023	Regular	0.00	171.60	35056
RAM01	RAMMCO	07/21/2023	Regular	0.00	174.06	35057
SIE02	Sierra Asphalt, Inc	07/21/2023	Regular	0.00	13,276.13	35058
SIG01	SIGNAL SERVICE INC	07/21/2023	Regular	0.00	300.00	35059
TYL02	TYLER TECHNOLOGIES, INC	07/21/2023	Regular	0.00	175.00	35060
UNI06	UNITEDHEALTHCARE INSURANCE	07/21/2023	Regular	0.00	696.20	35061
USA04	HD SUPPLY, INC	07/21/2023	Regular	0.00	1,176.54	35062
USB05	U.S. BANK CORPORATE PAYMENT SYSTEMS	07/21/2023	Regular	0.00	2,201.94	35063
VER01	VERIZON WIRELESS	07/21/2023	Regular	0.00	50.02	35064
WAL02	WALKER'S OFFICE SUPPLY	07/21/2023	Regular	0.00	172.89	35065
WHI01	White Brenner LLP	07/21/2023	Regular	0.00	2,914.50	35066
WIL01	Wilkinson Portables Inc.	07/21/2023	Regular	0.00	314.65	35067
ACW01	ACWA/JPIA	07/28/2023	Regular	0.00	1,695.00	35069
AFL01	AMERICAN FAMILY LIFE INS	07/28/2023	Regular	0.00	1,334.00	35070
ALL01	ALLEN KRAUSE	07/28/2023	Regular	0.00	786.35	35071
ARA01	ARAMARK	07/28/2023	Regular	0.00	45.07	35072
ATT02	AT&T	07/28/2023	Regular	0.00	2,478.62	35073
AWW01	AMERICAN WATER WORKS ASSN	07/28/2023	Regular	0.00	487.00	35074
CAR01	Cartegraph Systems LLC	07/28/2023	Regular	0.00	16,840.50	35075
CLS01	CLS LABS	07/28/2023	Regular	0.00	45.00	35076
CWS01	CORBIN WILLITS SYS. INC.	07/28/2023	Regular	0.00	1,216.56	35077
GEO02	GEORGETOWN GAZETTE	07/28/2023	Regular	0.00	652.70	35078
ICM03	ICMA	07/28/2023	Regular	0.00	1,197.88	35079
IUO01	IUOE, LOCAL 39	07/28/2023	Regular	0.00	361.34	35080
IUO02	AFSCME	07/28/2023	Regular	0.00	358.50	35081
PAC02	PACIFIC GAS & ELECTRIC	07/28/2023	Regular	0.00	9.41	35082
PAC02	PACIFIC GAS & ELECTRIC	07/28/2023	Regular	0.00	50.62	35083
PAC02	PACIFIC GAS & ELECTRIC	07/28/2023	Regular	0.00	27.10	35084
PAC02	PACIFIC GAS & ELECTRIC	07/28/2023	Regular	0.00	156.32	35085
PAC02	PACIFIC GAS & ELECTRIC	07/28/2023	Regular	0.00	1,341.54	35086
PAC02	PACIFIC GAS & ELECTRIC	07/28/2023	Regular	0.00	17.84	35087
PAC02	PACIFIC GAS & ELECTRIC	07/28/2023	Regular	0.00	33.00	35088
PAC02	PACIFIC GAS & ELECTRIC	07/28/2023	Regular	0.00	124.20	35089
PAC06	PACE SUPPLY 23714-00	07/28/2023	Regular	0.00	637.09	35090
PIC02	PICOVALE SERVICES, INC.	07/28/2023	Regular	0.00	5,116.27	35091
POLO2	POLARIS SALES INC	07/28/2023	Regular	0.00	38,023.93	35092
POW01	POWERNET GLOBAL COMMUNICATIONS	07/28/2023	Regular	0.00	154.15	35093
PRE01	PREMIER ACCESS INS CO	07/28/2023	Regular	0.00	3,124.84	35094
RAM01	RAMMCO	07/28/2023	Regular	0.00	174.06	35095
SIE02	Sierra Asphalt, Inc	07/28/2023	Regular	0.00	21,998.15	35096
TIRO1	TIREHUB, LLC	07/28/2023	Regular	0.00	1,432.57	35097
TYL02	TYLER TECHNOLOGIES, INC	07/28/2023	Regular	0.00	23,093.74	35098
USA01	UNDERGROUND SERVICE ALERT	07/28/2023	Regular	0.00	3,680.50	35099
VER01	VERIZON WIRELESS	07/28/2023	Regular	0.00	1,186.92	35100
WAL02	WALKER'S OFFICE SUPPLY	07/28/2023	Regular	0.00	551.62	35101



Check Report

Date Range: 07/01/2023 - 07/31/2023

Vendor Number	Vendor Name	Payment Date	Payment Type	Discount Amount	Payment Amount	Number
WEX01	Wex Bank	07/28/2023	Regular	0.00	6,200.23	35102

Bank Code EDSB Summary

Payment Type	Payable Count	Payment Count	Discount	Payment
Regular Checks	178	110	0.00	375,956.06
Manual Checks	0	0	0.00	0.00
Voided Checks	0	0	0.00	0.00
Bank Drafts	0	0	0.00	0.00
EFT's	0	0	0.00	0.00
	178	110	0.00	375,956.06

All Bank Codes Check Summary

Payment Type	Payable Count	Payment Count	Discount	Payment
Regular Checks	178	110	0.00	375,956.06
Manual Checks	0	0	0.00	0.00
Voided Checks	0	0	0.00	0.00
Bank Drafts	0	0	0.00	0.00
EFT's	0	0	0.00	0.00
	178	110	0.00	375,956.06

Fund Summary

Fund	Name	Period	Amount
999	Pooled Cash Fund	7/2023	375,956.06
			375,956.06