

RESOLUTION NO. 2018-55
OF THE BOARD OF DIRECTORS OF THE
GEORGETOWN DIVIDE PUBLIC UTILITY DISTRICT
ACCEPTING AND DECLARING THE RESULTS FROM THE EL DORADO COUNTY
REGISTRAR OF VOTERS FOR THE NOVEMBER 6, 2018 ELECTION FOR THE
GEORGETOWN DIVIDE PUBLIC UTILITY DISTRICT BOARD OF DIRECTORS

WHEREAS, a general statewide election was held and conducted by the County of El Dorado on November 6, 2018; and

WHEREAS, notice of the election was given in time, form, and manner as provided by law; that election officers were appointed, and that in all respects the election was held and conducted and the votes were cast, received and canvassed, and that the returns were made and declared in time, form, and manner as required by the provisions of the Elections Code of the State of California for the holding of elections in public utility districts; and

WHEREAS, the Registrar of Voters of the County of El Dorado has certified the results of the official canvass of the November 6, 2018 Election; and

WHEREAS, the Georgetown Divide Public Utility District has three (3) seats on the Board of Directors to be filled by the November 6, 2018 Election; and

WHEREAS, the Registrar of Voters of the County of El Dorado has submitted a Certificate of Facts stating the results for the Georgetown Divide Public Utility District Board of Directors seats in the November 6, 2018 Election.

NOW, THEREFORE, BE IT RESOLVED BY THE BOARD OF DIRECTORS OF THE GEORGETOWN DIVIDE PUBLIC UTILITY DISTRICT THAT

1. The results of the November 6, 2018 Election, held to elect three (3) Directors to the Georgetown Divide Public Utility District's Board of Directors was certified by the Registrar of Voters of the County of El Dorado, as indicated in the attached Exhibit A, Certificate of Results of the Official Canvass.
2. The total number of votes cast in the Georgetown Divide Public Utility District's Board of Directors election was 13,477.
3. The names and number of votes cast for the Candidates for the Georgetown Divide Public Utility District Board of Directors are as follows:

Candidate	Votes Cast	Percent of Vote
Cynthia A. Garcia	3361	24.94%
Dave Souza	2935	21.78%
Michael Saunders	2904	21.55%
Londres Uso	1714	12.72%
Bonnie L. Neeley	1303	9.67%
Jesse Hanschild	1203	8.93%

4. The Board of Directors accept the results of the election from the El Dorado Registrar of Voters and declare that the following individuals, having received the highest number of votes in the November 6, 2018 General Election, are elected to the Georgetown Divide Public Utility District Board of Directors for a four (4) year term, expiring upon the election of a successor thereto at the General Election in November 2022:

- **Cynthia A. Garcia**
- **Michael Saunders**
- **Dave Souza**

PASSED AND ADOPTED by the Board of Directors of the Georgetown Divide Public Utility District at a meeting of said Board held on the 11th day of December 2018, by the following vote:

AYES: *Garcia, Halpin, Saunders, Souza, Wadle*

NOES:

ABSENT/ABSTAIN:

Dave M. Wadle

President, Board of Directors
GEORGETOWN DIVIDE PUBLIC UTILITY DISTRICT

Attest:

Steven Palmer

Steven Palmer, Clerk and Ex officio
Secretary, Board of Directors
GEORGETOWN DIVIDE PUBLIC UTILITY DISTRICT

CERTIFICATION

I hereby certify that the foregoing is a full, true and correct copy of Resolution 2018-55 duly and regularly adopted by the Board of Directors of the Georgetown Divide Public Utility District, County of El Dorado, State of California, on this 11th day of December 2018.

Steven Palmer

Steven Palmer, Clerk and Ex officio
Secretary, Board of Directors
GEORGETOWN DIVIDE PUBLIC UTILITY DISTRICT


EXHIBIT A

Certificate of Results of the Official Canvass

CERTIFICATE OF ELECTION AND OATH OF OFFICE

STATE OF CALIFORNIA }
County of El Dorado } SS.

I, the undersigned Registrar of Voters of El Dorado County, having jurisdiction over the conduct of the Consolidated General Election held in and for the Georgetown Divide Public Utility District on the 6th of November, 2018, do hereby certify that at the election Cynthia Garcia was elected to the office of Director for the district, as appears by the official record of the results of the election, on file in my office.



IN WITNESS WHEREOF, I have affixed my hand and official seal this 4th of December, 2018
William E. Schultz, Recorder-Clerk-Registrar of Voters.

By *Kim Smith*
(Deputy)

STATE OF CALIFORNIA }
County of El Dorado } SS.

OATH OF OFFICE

I, Cynthia Garcia, do solemnly swear (or affirm) that I will support and defend the Constitution of the United States and the Constitution of the State of California against all enemies, foreign and domestic; that I will bear true faith and allegiance to the Constitution of the United States and the Constitution of the State of California; that I take this obligation freely, without any mental reservation or purpose of evasion; and that I will well and faithfully discharge the duties upon which I am about to enter.

Cynthia Garcia
(Candidate's Signature)

Subscribed and sworn to before me, this 11 day of Dec, 2018.


Henry Fuller
(Signature of Person Administering Oath)

Legal Counsel
(Title)

CERTIFICATE OF ELECTION AND OATH OF OFFICE

STATE OF CALIFORNIA }
County of El Dorado } SS.

I, the undersigned Registrar of Voters of El Dorado County, having jurisdiction over the conduct of the Consolidated General Election held in and for the Georgetown Divide Public Utility District on the 6th of November, 2018, do hereby certify that at the election Michael Saunders was elected to the office of Director for the district, as appears by the official record of the results of the election, on file in my office.



IN WITNESS WHEREOF, I have affixed my hand and official seal this 4th of December, 2018
William E. Schultz, Recorder-Clerk-Registrar of Voters.

By Ken Schultz
(Deputy)

STATE OF CALIFORNIA }
County of El Dorado } SS.

OATH OF OFFICE

I, Michael Saunders, do solemnly swear (or affirm) that I will support and defend the Constitution of the United States and the Constitution of the State of California against all enemies, foreign and domestic; that I will bear true faith and allegiance to the Constitution of the United States and the Constitution of the State of California; that I take this obligation freely, without any mental reservation or purpose of evasion; and that I will well and faithfully discharge the duties upon which I am about to enter.

Michael Saunders
(Candidate's Signature)

Subscribed and sworn to before me, this 11 day of December, 2018.


Ken Schultz
(Signature of Person Administering Oath)

Legal Counsel
(Title)

CERTIFICATE OF ELECTION AND OATH OF OFFICE

STATE OF CALIFORNIA }
County of El Dorado } SS.

I, the undersigned Registrar of Voters of El Dorado County, having jurisdiction over the conduct of the **Consolidated General Election** held in and for the **Georgetown Divide Public Utility District** on the **6th of November, 2018**, do hereby certify that at the election **Dave Souza** was elected to the office of **Director** for the district, as appears by the official record of the results of the election, on file in my office.



IN WITNESS WHEREOF, I have affixed my hand and official seal this 4th of December, 2018,
William E. Schultz, Recorder-Clerk-Registrar of Voters.

By Kim Smith (Deputy)

STATE OF CALIFORNIA }
County of El Dorado } SS.

OATH OF OFFICE

I, **Dave Souza**, do solemnly swear (or affirm) that I will support and defend the Constitution of the United States and the Constitution of the State of California against all enemies, foreign and domestic; that I will bear true faith and allegiance to the Constitution of the United States and the Constitution of the State of California; that I take this obligation freely, without any mental reservation or purpose of evasion; and that I will well and faithfully discharge the duties upon which I am about to enter.

[Signature]
(Candidate's Signature)

Subscribed and sworn to before me, this 11 day of Dec, 2018.

[Signature]
(Signature of Person Administering Oath)

Legal Counsel
(Title)

COUNTY OF EL DORADO
CONSOLIDATED GUBERNATORIAL GENERAL ELECTION
TUESDAY, NOVEMBER 6, 2018
OFFICIAL FINAL REPORT

Date:12/04/18
Time:14:36:15
Page:1 of 7

Registered Voters 121192 - Cards Cast 90730 74.86%

Num. Report Precinct 166 - Num. Reporting 166 100.00%

Governor		Total	
Number of Precincts		166	
Precincts Reporting		166	100.0 %
Vote For		1	
Times Counted	90730/121192		74.9 %
Total Votes		89437	
JOHN H. COX	REP	53140	59.42%
GAVIN NEWSOM	DEM	36297	40.58%

State Attorney General		Total	
Number of Precincts		166	
Precincts Reporting		166	100.0 %
Vote For		1	
Times Counted	90730/121192		74.9 %
Total Votes		87862	
STEVEN C. BAILEY	REP	50908	57.94%
XAVIER BECERRA	DEM	36954	42.06%

Lieutenant Governor		Total	
Number of Precincts		166	
Precincts Reporting		166	100.0 %
Vote For		1	
Times Counted	90730/121192		74.9 %
Total Votes		64238	
ED HERNANDEZ	DEM	22576	35.14%
ELENI KOUNALAKIS	DEM	41662	64.86%

State Insurance Commissioner		Total	
Number of Precincts		166	
Precincts Reporting		166	100.0 %
Vote For		1	
Times Counted	90730/121192		74.9 %
Total Votes		81903	
RICARDO LARA	DEM	27875	34.03%
STEVE POIZNER	NPP	54028	65.97%

Secretary of State		Total	
Number of Precincts		166	
Precincts Reporting		166	100.0 %
Vote For		1	
Times Counted	90730/121192		74.9 %
Total Votes		88018	
ALEX PADILLA	DEM	38500	43.74%
MARK P. MEUSER	REP	49518	56.26%

Board of Equalization - 1st District		Total	
Number of Precincts		166	
Precincts Reporting		166	100.0 %
Vote For		1	
Times Counted	90730/121192		74.9 %
Total Votes		86745	
TOM HALLINAN	DEM	34382	39.64%
TED GAINES	REP	52363	60.36%

State Controller		Total	
Number of Precincts		166	
Precincts Reporting		166	100.0 %
Vote For		1	
Times Counted	90730/121192		74.9 %
Total Votes		87868	
KONSTANTINOS RODITIS	REP	47503	54.06%
BETTY T. YEE	DEM	40365	45.94%

United States Senator		Total	
Number of Precincts		166	
Precincts Reporting		166	100.0 %
Vote For		1	
Times Counted	90730/121192		74.9 %
Total Votes		72563	
DIANNE FEINSTEIN	DEM	33772	46.54%
KEVIN DE LEON	DEM	38791	53.46%

State Treasurer		Total	
Number of Precincts		166	
Precincts Reporting		166	100.0 %
Vote For		1	
Times Counted	90730/121192		74.9 %
Total Votes		87523	
GREG CONLON	REP	49179	56.19%
FIONA MA	DEM	38344	43.81%

US Representative - 4th District		Total	
Number of Precincts		166	
Precincts Reporting		166	100.0 %
Vote For		1	
Times Counted	90730/121192		74.9 %
Total Votes		89189	
TOM MCCLINTOCK	REP	48034	53.86%
JESSICA MORSE	DEM	41155	46.14%

COUNTY OF EL DORADO
CONSOLIDATED GUBERNATORIAL GENERAL ELECTION
TUESDAY, NOVEMBER 6, 2018
OFFICIAL FINAL REPORT

Date:12/04/18
Time:14:36:15
Page:2 of 7

Registered Voters 121192 - Cards Cast 90730 74.86%

Num. Report Precinct 166 - Num. Reporting 166 100.00%

State Assembly - 5th District			
	Total		
Number of Precincts	111		
Precincts Reporting	111	100.0 %	
Vote For	1		
Times Counted	56867/76782	74.1 %	
Total Votes	54523		
CARLA J. NEAL	DEM	23166	42.49%
FRANK BIGELOW	REP	31357	57.51%

Associate Justice, Court of Appeal, 3rd Appellate District, LOUIS MAURO			
	Total		
Number of Precincts	166		
Precincts Reporting	166	100.0 %	
Vote For	1		
Times Counted	90730/121192	74.9 %	
Total Votes	57229		
YES		38496	67.27%
NO		18733	32.73%

State Assembly - 6th District			
	Total		
Number of Precincts	55		
Precincts Reporting	55	100.0 %	
Vote For	1		
Times Counted	33863/44410	76.3 %	
Total Votes	32478		
KEVIN KILEY	REP	19662	60.54%
JACALYN SMITH	DEM	12816	39.46%

State Superintendent of Public Instruction			
	Total		
Number of Precincts	166		
Precincts Reporting	166	100.0 %	
Vote For	1		
Times Counted	90730/121192	74.9 %	
Total Votes	74713		
MARSHALL TUCK		45119	60.39%
TONY K. THURMOND		29064	38.90%

Associate Justice of the Supreme Court			
CAROL A. CORRIGAN			
	Total		
Number of Precincts	166		
Precincts Reporting	166	100.0 %	
Vote For	1		
Times Counted	90730/121192	74.9 %	
Total Votes	62294		
YES		46080	73.97%
NO		16214	26.03%

Placer County Board of Education - Trustee Area 4			
	Total		
Number of Precincts	2		
Precincts Reporting	2	100.0 %	
Vote For	1		
Times Counted	422/591	71.4 %	
Total Votes	304		
ANTHONY W. PALMER		165	54.28%
E. KEN TOKUTOMI		137	45.07%

Associate Justice of the Supreme Court			
LEONDRA R. KRUGER			
	Total		
Number of Precincts	166		
Precincts Reporting	166	100.0 %	
Vote For	1		
Times Counted	90730/121192	74.9 %	
Total Votes	59603		
YES		38247	64.17%
NO		21356	35.83%

Lake Tahoe Community College District - Trustee Area 5			
	Total		
Number of Precincts	10		
Precincts Reporting	10	100.0 %	
Vote For	1		
Times Counted	2787/3955	70.5 %	
Total Votes	2186		
MICHAEL MARINI		736	33.67%
TONY SEARS		1439	65.83%

Associate Justice, Court of Appeal, 3rd Appellate District, COLE BLEASE			
	Total		
Number of Precincts	166		
Precincts Reporting	166	100.0 %	
Vote For	1		
Times Counted	90730/121192	74.9 %	
Total Votes	57525		
YES		35717	62.09%
NO		21808	37.91%

El Dorado Union High School District			
Governing Board Member			
	Total		
Number of Precincts	130		
Precincts Reporting	130	100.0 %	
Vote For	3		
Times Counted	71928/94720	75.9 %	
Total Votes	126124		
TIMOTHY M. CARY		27203	21.57%
DELOY LINK		21314	16.90%
JOE FERGERSON		18661	14.80%
TRISHA WILKINS		25394	20.13%
DALLAS SWEENEY		10036	7.96%
KEVIN BROWN		22913	18.17%

COUNTY OF EL DORADO
CONSOLIDATED GUBERNATORIAL GENERAL ELECTION
TUESDAY, NOVEMBER 6, 2018
OFFICIAL FINAL REPORT

Date:12/04/18
Time:14:36:15
Page:3 of 7

Registered Voters 121192 - Cards Cast 90730 74.86%

Num. Report Precinct 166 - Num. Reporting 166 100.00%

Mother Lode Union School District			
Governing Board Member		Total	
Number of Precincts		20	
Precincts Reporting		20	100.0 %
Vote For		3	
Times Counted	7870/10491		75.0 %
Total Votes		11785	
CHARLES RICHARDS		2383	20.22%
ALAN PRIESTLEY		2935	24.90%
JANET VANDER LINDEN		3312	28.10%
CHUCK WOLFE		3107	26.36%

City of Placerville - City Council			
Member		Total	
Number of Precincts		5	
Precincts Reporting		5	100.0 %
Vote For		3	
Times Counted	4352/6061		71.8 %
Total Votes		9141	
LENA JORDAN CULL		1125	12.31%
JOHN L. CLERICI		1568	17.15%
ERIN YOUNG		1375	15.04%
KARA TAYLOR		1610	17.61%
DENNIS THOMAS		1651	18.06%
PATRICIA BORELLI		1774	19.41%

Silverfork School District Governing Board Member			
		Total	
Number of Precincts		1	
Precincts Reporting		1	100.0 %
Vote For		2	
Times Counted	92/125		73.6 %
Total Votes		132	
JAMES USSERY		48	36.36%
DAVID SCHLOSSER		38	28.79%
ALISON E. STANTON		45	34.09%

City of South Lake Tahoe - City Council			
Member		Total	
Number of Precincts		9	
Precincts Reporting		9	100.0 %
Vote For		3	
Times Counted	7127/10959		65.0 %
Total Votes		17322	
HAL COLE		1678	9.69%
PATRICK F. JARRETT		662	3.82%
WENDY DAVID		2162	12.48%
TOM DAVIS		1343	7.75%
TAMARA WALLACE		2495	14.40%
DEVIN MIDDLEBROOK		3309	19.10%
AUSTIN C. SASS		885	5.11%
BRUCE GREGO		1634	9.43%
CODY BASS		3095	17.87%

County Supervisor - 4th District			
		Total	
Number of Precincts		47	
Precincts Reporting		47	100.0 %
Vote For		1	
Times Counted	19634/25204		77.9 %
Total Votes		17293	
MICHAEL RANALLI		8335	48.20%
LORI PARLIN		8909	51.52%

City of South Lake Tahoe - City Clerk			
		Total	
Number of Precincts		9	
Precincts Reporting		9	100.0 %
Vote For		1	
Times Counted	7127/10959		65.0 %
Total Votes		5655	
ELLEN PALAZZO		2220	39.26%
SUSAN BLANKENSHIP		3411	60.32%

County Supervisor - 5th District			
		Total	
Number of Precincts		27	
Precincts Reporting		27	100.0 %
Vote For		1	
Times Counted	14307/20896		68.5 %
Total Votes		12860	
KENNY CURTZWILER		5955	46.31%
SUE NOVASEL		6846	53.23%

City of South Lake Tahoe - City Treasurer			
		Total	
Number of Precincts		9	
Precincts Reporting		9	100.0 %
Vote For		1	
Times Counted	7127/10959		65.0 %
Total Votes		5168	
DAVID W. OLIVO		5089	98.47%

County Recorder-Clerk			
		Total	
Number of Precincts		166	
Precincts Reporting		166	100.0 %
Vote For		1	
Times Counted	90730/121192		74.9 %
Total Votes		76502	
JANELLE K. HORNE		44727	58.47%
TODD WHITE		31591	41.29%

COUNTY OF EL DORADO
CONSOLIDATED GUBERNATORIAL GENERAL ELECTION
TUESDAY, NOVEMBER 6, 2018
OFFICIAL FINAL REPORT

Date:12/04/18
Time:14:36:15
Page:4 of 7

Registered Voters 121192 - Cards Cast 90730 74.86%

Num. Report Precinct 166 - Num. Reporting 166 100.00%

Cameron Park Community Services			
District - Director - Full Term	Total		
Number of Precincts	16		
Precincts Reporting	16	100.0 %	
Vote For	3		
Times Counted	9019/12241	73.7 %	
Total Votes	15516		
FELICITY CARLSON	3990	25.72%	
BARBARA ROGERS	2344	15.11%	
SAM PARCHER	2111	13.61%	
ELLIE WOOTEN	3528	22.74%	
MONIQUE SCOBEY	3448	22.22%	

Mosquito Fire Protection District -			
Director	Total		
Number of Precincts	1		
Precincts Reporting	1	100.0 %	
Vote For	3		
Times Counted	629/798	78.8 %	
Total Votes	1239		
TAFFY WARNER	339	27.36%	
KARRYN MORRIS	206	16.63%	
BARBARA A. MIKEL	284	22.92%	
CHARLES SCHNELL	399	32.20%	

Cameron Park Community Services			
District - Director - Unexpired Short	Total		
Number of Precincts	16		
Precincts Reporting	16	100.0 %	
Vote For	1		
Times Counted	9019/12241	73.7 %	
Total Votes	7123		
CHRIS COCKRELL	2757	38.71%	
HOLLY MORRISON	4338	60.90%	

El Dorado Irrigation District - Division 2			
- Director	Total		
Number of Precincts	33		
Precincts Reporting	33	100.0 %	
Vote For	1		
Times Counted	13944/18374	75.9 %	
Total Votes	11225		
PAT DWYER	7495	66.77%	
GREG PRADA	3681	32.79%	

El Dorado Hills Community Services			
District - Director	Total		
Number of Precincts	23		
Precincts Reporting	23	100.0 %	
Vote For	3		
Times Counted	21621/28030	77.1 %	
Total Votes	36008		
SEAN HANSEN	8840	24.55%	
ALLAN J. PRIEST	9439	26.21%	
BILL VANDEGRIFT	6064	16.84%	
WILLIAM A. WILLMAN	5206	14.46%	
MICHAEL MARTINELLI	6213	17.25%	

El Dorado Irrigation District - Division 4			
- Director	Total		
Number of Precincts	18		
Precincts Reporting	18	100.0 %	
Vote For	1		
Times Counted	12290/16285	75.5 %	
Total Votes	10139		
DALE COCO	4168	41.11%	
LORI ANZINI	5921	58.40%	

Golden West Community Services			
District - Director	Total		
Number of Precincts	2		
Precincts Reporting	2	100.0 %	
Vote For	3		
Times Counted	641/774	82.8 %	
Total Votes	1232		
STEPHEN ATKINSON	215	17.45%	
DUANE HEILMAN	357	28.98%	
DIANA J. KAIGHN	269	21.83%	
AUDREY B. KEEBLER	380	30.84%	

Georgetown Divide Public Utility			
District - Director	Total		
Number of Precincts	10		
Precincts Reporting	10	100.0 %	
Vote For	3		
Times Counted	6011/7812	76.9 %	
Total Votes	13477		
LONDRES USO	1714	12.72%	
JESSE HANSCHILD	1203	8.93%	
BONNIE L. NEELEY	1303	9.67%	
MICHAEL SAUNDERS	2904	21.55%	
DAVE SOUZA	2935	21.78%	
CYNTHIA A. GARCIA	3361	24.94%	

COUNTY OF EL DORADO
CONSOLIDATED GUBERNATORIAL GENERAL ELECTION
TUESDAY, NOVEMBER 6, 2018
OFFICIAL FINAL REPORT

Date:12/04/18
Time:14:36:16
Page:5 of 7

Registered Voters 121192 - Cards Cast 90730 74.86%

Num. Report Precinct 166 - Num. Reporting 166 100.00%

South Tahoe Public Utility District -			
	Total		
Director			
Number of Precincts	13		
Precincts Reporting	13	100.0 %	
Vote For	3		
Times Counted	11370/16729	68.0 %	
Total Votes	22286		
CHRIS CEFALU	3877	17.40%	
JAMES R. JONES	3512	15.76%	
LOUIS J. PIERINI	2891	12.97%	
DUANE WALLACE	3309	14.85%	
NICK EXLINE	5333	23.93%	
ERIC W. SCHAFFER	3291	14.77%	

Tahoe City Public Utility District -			
	Total		
Director			
Number of Precincts	3		
Precincts Reporting	3	100.0 %	
Vote For	2		
Times Counted	422/591	71.4 %	
Total Votes	572		
JOHN PANG	235	41.08%	
DANIEL WILKINS	181	31.64%	
GAIL SCOVILLE	151	26.40%	

State Proposition 1			
	Total		
Number of Precincts	166		
Precincts Reporting	166	100.0 %	
Vote For	1		
Times Counted	90730/121192	74.9 %	
Total Votes	86409		
YES	33640	38.93%	
NO	52769	61.07%	

State Proposition 2			
	Total		
Number of Precincts	166		
Precincts Reporting	166	100.0 %	
Vote For	1		
Times Counted	90730/121192	74.9 %	
Total Votes	86464		
YES	42829	49.53%	
NO	43635	50.47%	

State Proposition 3			
	Total		
Number of Precincts	166		
Precincts Reporting	166	100.0 %	
Vote For	1		
Times Counted	90730/121192	74.9 %	
Total Votes	85478		
YES	32376	37.88%	
NO	53102	62.12%	

State Proposition 4			
	Total		
Number of Precincts	166		
Precincts Reporting	166	100.0 %	
Vote For	1		
Times Counted	90730/121192	74.9 %	
Total Votes	85813		
YES	42251	49.24%	
NO	43562	50.76%	

State Proposition 5			
	Total		
Number of Precincts	166		
Precincts Reporting	166	100.0 %	
Vote For	1		
Times Counted	90730/121192	74.9 %	
Total Votes	85024		
YES	40276	47.37%	
NO	44748	52.63%	

State Proposition 6			
	Total		
Number of Precincts	166		
Precincts Reporting	166	100.0 %	
Vote For	1		
Times Counted	90730/121192	74.9 %	
Total Votes	87308		
YES	50228	57.53%	
NO	37080	42.47%	

State Proposition 7			
	Total		
Number of Precincts	166		
Precincts Reporting	166	100.0 %	
Vote For	1		
Times Counted	90730/121192	74.9 %	
Total Votes	85716		
YES	52818	61.62%	
NO	32898	38.38%	

State Proposition 8			
	Total		
Number of Precincts	166		
Precincts Reporting	166	100.0 %	
Vote For	1		
Times Counted	90730/121192	74.9 %	
Total Votes	85668		
YES	29038	33.90%	
NO	56630	66.10%	

COUNTY OF EL DORADO
CONSOLIDATED GUBERNATORIAL GENERAL ELECTION
TUESDAY, NOVEMBER 6, 2018
OFFICIAL FINAL REPORT

Date:12/04/18
Time:14:36:16
Page:6 of 7

Registered Voters 121192 - Cards Cast 90730 74.86%

Num. Report Precinct 166 - Num. Reporting 166 100.00%

State Proposition 10		
	Total	
Number of Precincts	166	
Precincts Reporting	166	100.0 %
Vote For	1	
Times Counted	90730/121192	74.9 %
Total Votes	86392	
YES	23676	27.41%
NO	62716	72.59%

Measure P - County Cannabis		
	Total	
Number of Precincts	166	
Precincts Reporting	166	100.0 %
Vote For	1	
Times Counted	90730/121192	74.9 %
Total Votes	83371	
YES	50475	60.54%
NO	32896	39.46%

State Proposition 11		
	Total	
Number of Precincts	166	
Precincts Reporting	166	100.0 %
Vote For	1	
Times Counted	90730/121192	74.9 %
Total Votes	85386	
YES	55633	65.15%
NO	29753	34.85%

Measure Q - County Cannabis		
	Total	
Number of Precincts	166	
Precincts Reporting	166	100.0 %
Vote For	1	
Times Counted	90730/121192	74.9 %
Total Votes	83115	
YES	49234	59.24%
NO	33881	40.76%

State Proposition 12		
	Total	
Number of Precincts	166	
Precincts Reporting	166	100.0 %
Vote For	1	
Times Counted	90730/121192	74.9 %
Total Votes	85722	
YES	42204	49.23%
NO	43518	50.77%

Measure R - County Cannabis		
	Total	
Number of Precincts	166	
Precincts Reporting	166	100.0 %
Vote For	1	
Times Counted	90730/121192	74.9 %
Total Votes	82665	
YES	50587	61.20%
NO	32078	38.80%

Measure J - County TOT		
	Total	
Number of Precincts	166	
Precincts Reporting	166	100.0 %
Vote For	1	
Times Counted	90730/121192	74.9 %
Total Votes	84009	
YES	36869	43.89%
NO	47140	56.11%

Measure S - County Cannabis		
	Total	
Number of Precincts	166	
Precincts Reporting	166	100.0 %
Vote For	1	
Times Counted	90730/121192	74.9 %
Total Votes	82012	
YES	49226	60.02%
NO	32786	39.98%

Measure N - County Cannabis		
	Total	
Number of Precincts	166	
Precincts Reporting	166	100.0 %
Vote For	1	
Times Counted	90730/121192	74.9 %
Total Votes	83428	
YES	53937	64.65%
NO	29491	35.35%

Measure U - County Charter		
	Total	
Number of Precincts	166	
Precincts Reporting	166	100.0 %
Vote For	1	
Times Counted	90730/121192	74.9 %
Total Votes	81517	
YES	19079	23.40%
NO	62438	76.60%

COUNTY OF EL DORADO
CONSOLIDATED GUBERNATORIAL GENERAL ELECTION
TUESDAY, NOVEMBER 6, 2018
OFFICIAL FINAL REPORT

Date:12/04/18
Time:14:36:16
Page:7 of 7

Registered Voters 121192 - Cards Cast 90730 74.86%

Num. Report Precinct 166 - Num. Reporting 166 100.00%

Measure V - County Charter		
	Total	
Number of Precincts	166	
Precincts Reporting	166	100.0 %
Vote For	1	
Times Counted	90730/121192	74.9 %
Total Votes	77061	
YES	31946	41.46%
NO	45115	58.54%

Measure H - Cameron Estates CSD		
	Total	
Number of Precincts	2	
Precincts Reporting	2	100.0 %
Vote For	1	
Times Counted	490/595	82.4 %
Total Votes	479	
YES	362	75.57%
NO	117	24.43%

Measure AA - Tahoe/Truckee USD		
	Total	
Number of Precincts	2	
Precincts Reporting	2	100.0 %
Vote For	1	
Times Counted	422/591	71.4 %
Total Votes	401	
YES	292	72.82%
NO	109	27.18%

Measure K - Hickok Road CSD		
	Total	
Number of Precincts	2	
Precincts Reporting	2	100.0 %
Vote For	1	
Times Counted	74/93	79.6 %
Total Votes	70	
YES	43	61.43%
NO	27	38.57%

Measure M - City of Placerville		
	Total	
Number of Precincts	5	
Precincts Reporting	5	100.0 %
Vote For	1	
Times Counted	4352/6061	71.8 %
Total Votes	3915	
YES	2641	67.46%
NO	1274	32.54%

Measure T - City of South Lake Tahoe		
	Total	
Number of Precincts	9	
Precincts Reporting	9	100.0 %
Vote For	1	
Times Counted	7127/10959	65.0 %
Total Votes	6976	
YES	3517	50.42%
NO	3459	49.58%

Measure L - Cameron Park Airport		
	Total	
Number of Precincts	1	
Precincts Reporting	1	100.0 %
Vote For	1	
Times Counted	195/221	88.2 %
Total Votes	189	
YES	108	57.14%
NO	81	42.86%