

INFORMATIONAL ITEM
ITEM 7.C.

GEORGETOWN DIVIDE PUBLIC UTILITY DISTRICT

Operations Manager's Report for December 2020

Presented to the GDPUD Board of Directors by Darrell Creeks, Operations Manager

January 12, 2021, AGENDA ITEM #7.C.

Water Production for the Month of

November

Sweetwater Treatment Plant

16.123 million gallons
520,096 gallons/day average

Walton Lake Water Treatment Plant

17.847 million gallons
575,709 gallons/day average

Water Quality Monitoring

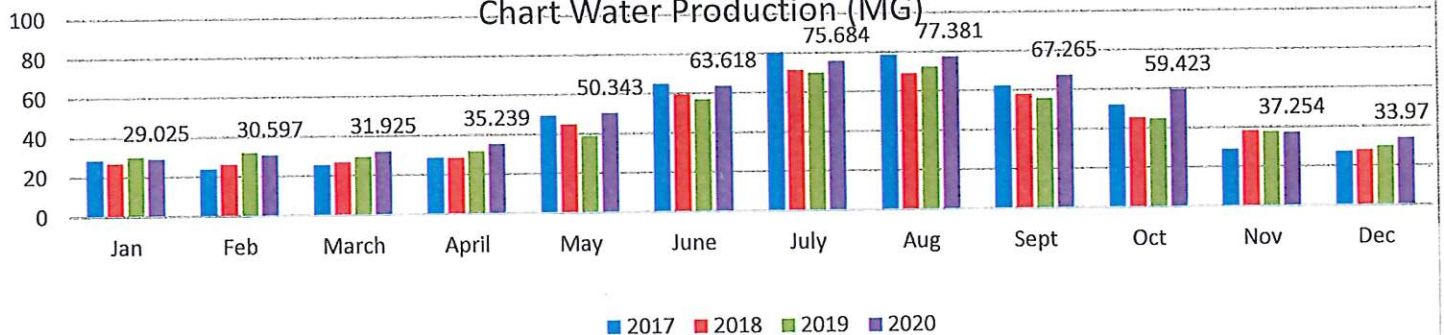
Monitoring has been completed and reports have been submitted to the State Water Resources Control Board.

- ✓ The treatment plants are in compliance with all drinking water standards,
- ✓ Distribution system monitoring results showed all samples absent/negative of any bacteriological contamination and indicate adequate levels of disinfection through the system.

Stumpy Meadows Volume (Acre-FT) November 13,708



Chart Water Production (MG)



Summary of Field Work Activities

Operations Manager

Working on compliance inspection findings from the State.
Managing Crews among COVID
Three of the old trucks have been sold

Distribution Crew


- ✓ Repaired leaks: 6 leaks
- ✓ Repair/replace meters: 0
- ✓ Installed new service: 0 treated
- ✓ After Hours Callouts: 3

Maintenance Crew

- ✓ Gunited 2100 feet on both Kelsey and Main Canals
- ✓ Cleaned Grizzlies and waste gates from big wind events
- ✓ Prepping canals for Gunite

Georgetown Divide Public Utility District

6425 Main Street P.O. Box 4240, Georgetown, CA 95634 • (530) 333-4356 • www.gd-pud.org
Jeff Nelson, PE, Interim General Manager • Darrell Creeks, Operations Manager



INFORMATIONAL ITEM
ITEM 7.D.

GEORGETOWN DIVIDE PUBLIC UTILITY DISTRICT

Auburn Lake Trails Wastewater Management Zone Report for December 2020

Presented to the GDPUD Board of Directors

January 12, 2020

Zone activities are completed in accordance with California Regional Water Quality Control Board Central Valley Region, *Waste Discharge Requirements for Georgetown Divide Public Utility District Auburn Lake Trails On-Site Wastewater Disposal Zone Order No. R5-2002-0031.*

- **Community Disposal System (CDS) Lots - 137**
- **Individual Wastewater Disposal System Lots - 894**

Field Activities

✓ Routine Inspections:	49
✓ Property Transfer Processing:	3 Initial 14 Follow Up
✓ New Inspection	
○ Homeowner	0
○ Construction	0
○ Plan Review	0
○ Watertight Test	4
✓ Weekly CDS Operational	5
○ New Wastewater System	0
○ New CDS Tank	2 (229,55)
○ New Pump Tank	1 (1902)

Reporting

The monthly Sanitary Sewer Overflow (SSO) – *No Spill Certification* was submitted electronically to California Integrated Water Quality System (CIWQS) on January 4, 2020.

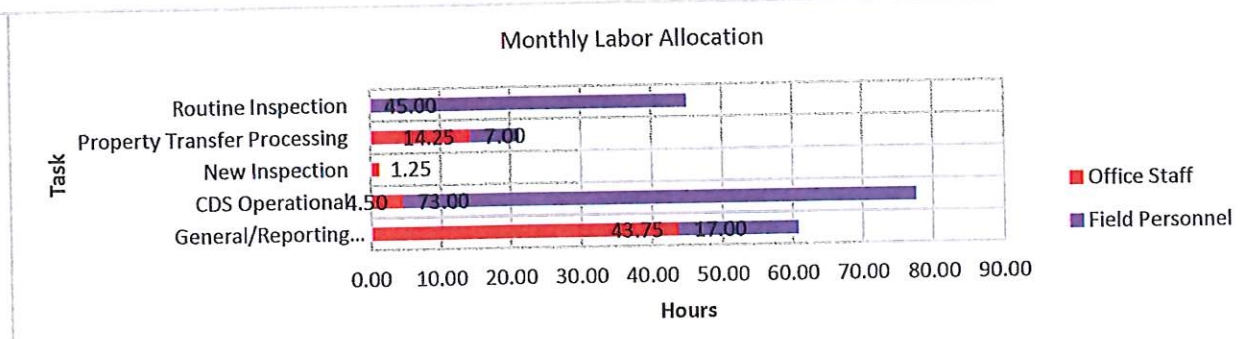
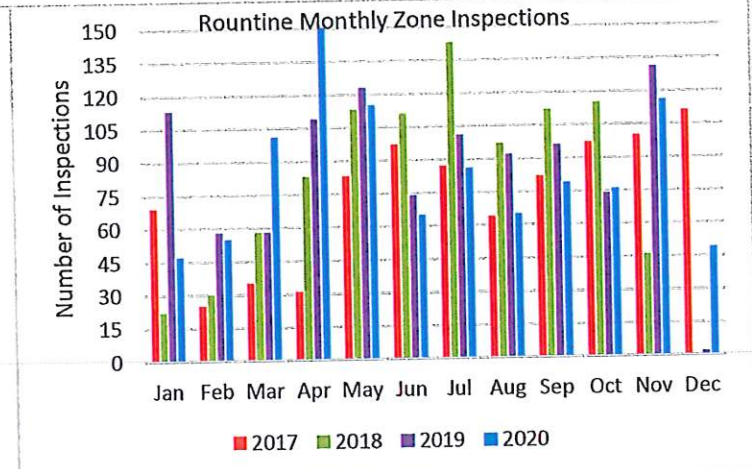
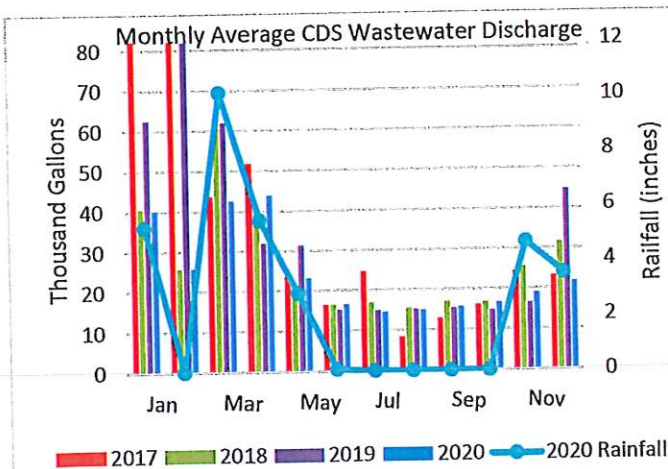
Inspection of all manholes. Camera sewer system. Collect groundwater monitoring well samples. Tractor work in CDS fields, along with storage work in CDS fields. Vehicle planned maintenance.


CDS – Wastewater Discharge

673,400 gallons / 21,722 gallon/day average

Rainfall

3.51 inches





NEW BUSINESS



NEW BUSINESS

ITEM 9.A.



December 16, 2020

To the Board of Directors of the
Georgetown Divide Public Utility District
Georgetown, California

We have audited the financial statements of the business-type activities, each major fund, and the aggregate remaining fund information of the Georgetown Divide Public Utility District (the District) for the year ended June 30, 2020. Professional standards require that we provide you with information about our responsibilities under generally accepted auditing standards, *Government Auditing Standards* and the Uniform Guidance, as well as certain information related to the planned scope and timing of our audit. We have communicated such information in our letter to you dated April 6, 2020. Professional standards also require that we communicate to you the following information related to our audit.

Significant Audit Findings

Qualitative Aspects of Accounting Practices

Management is responsible for the selection and use of appropriate accounting policies. The significant accounting policies used by the District are described in the notes to the financial statements. No new accounting policies were adopted and the application of existing policies was not changed during fiscal year 2019-2020. We noted no transactions entered into by the District during the year for which there is a lack of authoritative guidance or consensus. All significant transactions have been recognized in the financial statements in the proper period.

Accounting estimates are an integral part of the financial statements prepared by management and are based on management's knowledge and experience about past and current events and assumptions about future events. Certain accounting estimates are particularly sensitive because of their significance to the financial statements and because of the possibility that future events affecting them may differ significantly from those expected. The most sensitive estimate(s) affecting the District's financial statements were:

Management's estimates of its net pension liability and net other post-employment benefits liability based on actuarial valuation specialist assumptions. We evaluated the key factors and assumptions used to develop the net pension liability and net other post-employment benefits liability in determining that they are reasonable in relation to the financial statements taken as a whole.

The financial statement disclosures are neutral, consistent, and clear.

Difficulties Encountered in Performing the Audit

We encountered no significant difficulties in dealing with management in performing and completing our audit.





To the Board of Directors of the
Georgetown Divide Public Utility District
Georgetown, California

Corrected and Uncorrected Misstatements

Professional standards require us to accumulate all known and likely misstatements identified during the audit, other than those that are trivial, and communicate them to the appropriate level of management. Management has corrected all such misstatements. In addition, we detected misstatements as a result of audit procedures which were material and were subsequently corrected by management. The details of these misstatements are described in a separate letter dated December 16, 2020.

Disagreements with Management

For purposes of this letter, a disagreement with management is a financial accounting, reporting, or auditing matter, whether or not resolved to our satisfaction, that could be significant to the financial statements or the auditor's report. We are pleased to report that no such disagreements arose during the course of our audit.

Management Representations

We have requested certain representations from management that are included in the management representation letter dated December 16, 2020.

Management Consultations with Other Independent Accountants

In some cases, management may decide to consult with other accountants about auditing and accounting matters, similar to obtaining a "second opinion" on certain situations. If a consultation involves application of an accounting principle to the District's financial statements or a determination of the type of auditor's opinion that may be expressed on those statements, our professional standards require the consulting accountant to check with us to determine that the consultant has all the relevant facts. To our knowledge, there were no such consultations with other accountants.

Other Audit Findings or Issues

We generally discuss a variety of matters, including the application of accounting principles and auditing standards, with management each year prior to retention as the District's auditors. However, these discussions occurred in the normal course of our professional relationship and our responses were not a condition to our retention.

Other Matters

We applied certain limited procedures to management discussion and analysis, the schedule of proportionate share of the net pension liability, the schedule of pension contributions and the schedule of changes in the total OPEB liability and related ratios which are required supplementary information (RSI) that supplements the basic financial statements. Our procedures consisted of inquiries of management regarding the methods of preparing the information and comparing the information for consistency with management's responses to our inquiries, the basic financial statements, and other knowledge we obtained during our audit of the basic financial statements. We did not audit the RSI and do not express an opinion or provide any assurance on the RSI.



To the Board of Directors of the
Georgetown Divide Public Utility District
Georgetown, California

New Accounting Standards

The following new Governmental Accounting Standards Board (GASB) pronouncements were effective for fiscal year 2019-2020 audit:

GASB Statement No. 95, *Postponement of Effective Dates of Certain Authoritative Guidance* – The following pronouncements have been postponed as a temporary relief to governments and other stakeholders in light of the COVID-19 pandemic and the new effective date is reflected in the following fiscal years.

GASB Statement No. 88, *Certain Disclosure Related to Debt, including Direct Borrowing and Direct Placements*.

The following Governmental Accounting Standards Board (GASB) pronouncements are effective in the following fiscal year audit and should be reviewed for proper implementation by management:

Fiscal year 2021

GASB Statement No. 84, *Fiduciary Activities*.

GASB Statement No. 90, *Majority Equity Interests - an Amendment of GASB Statement Nos. 14 and 61*.

Fiscal year 2022

GASB Statement No. 87, *Leases*.

GASB Statement No. 89, *Accounting for Interest Cost Incurred before the End of a Construction Period*.

Fiscal year 2023

GASB Statement No. 91, *Conduit Debt Obligations*.

Restriction on Use

This information is intended solely for the use of Board of Directors and management of the Georgetown Divide Public Utility District and is not intended to be, and should not be, used by anyone other than these specified parties.

Very truly yours,

Sacramento, California



GEORGETOWN DIVIDE PUBLIC UTILITIES DISTRICT

FOR THE YEAR ENDED JUNE 30, 2020

ANNUAL FINANCIAL REPORT

Focused
on YOU



GEORGETOWN DIVIDE PUBLIC UTILITY DISTRICT

ANNUAL FINANCIAL REPORT

FOR THE YEAR ENDED JUNE 30, 2020

THIS PAGE INTENTIONALLY LEFT BLANK

GEORGETOWN DIVIDE PUBLIC UTILITY DISTRICT

ANNUAL FINANCIAL REPORT

FOR THE YEAR ENDED JUNE 30, 2020

TABLE OF CONTENTS

	<u>Page</u>
INDEPENDENT AUDITORS' REPORT	1
MANAGEMENT'S DISCUSSION AND ANALYSIS	5
BASIC FINANCIAL STATEMENTS	
Statement of Net Position – Proprietary Funds	13
Statement of Revenues, Expenses, and Changes in Net Position – Proprietary Funds	14
Statement of Cash Flows – Proprietary Funds	15
Statement of Fiduciary Assets and Liabilities – Agency Funds	16
Notes to Financial Statements	17
REQUIRED SUPPLEMENTARY INFORMATION	
Schedule of Proportionate Share of the Net Pension Liability	42
Schedule of Pension Plan Contributions.....	43
Schedule of Changes in the Total OPEB Liability and Related Ratios.....	44
OTHER REPORT	
Independent Auditors' Report on Internal Control Over Financial Reporting and on Compliance and Other Matters Based on an Audit of Financial Statements Performed in Accordance with <i>Government Auditing Standards</i>	45

THIS PAGE INTENTIONALLY LEFT BLANK



INDEPENDENT AUDITORS' REPORT

To the Board of Directors of the
Georgetown Divide Public Utility District
Georgetown, California

Report on the Financial Statements

We have audited the accompanying financial statements of the business-type activities, each major fund, and the aggregate remaining fund information of the Georgetown Divide Public Utility District, (the District), as of and for the year ended June 30, 2020, and the related notes to the financial statements, which collectively comprise the District's basic financial statements as listed in the table of contents.

Management's Responsibility for the Financial Statements

Management is responsible for the preparation and fair presentation of these financial statements in accordance with accounting principles generally accepted in the United States of America; this includes the design, implementation, and maintenance of internal control relevant to the preparation and fair presentation of financial statements that are free from material misstatement, whether due to fraud or error.

Auditor's Responsibility

Our responsibility is to express opinions on these financial statements based on our audit. We conducted our audit in accordance with auditing standards generally accepted in the United States of America; the standards applicable to financial audits contained in *Government Auditing Standards*, issued by the Comptroller General of the United States; and the State Controller's Minimum Audit Requirements for California Special District. Those standards require that we plan and perform the audit to obtain reasonable assurance about whether the financial statements are free from material misstatement.

An audit involves performing procedures to obtain audit evidence about the amounts and disclosures in the financial statements. The procedures selected depend on the auditor's judgment, including the assessment of the risks of material misstatement of the financial statements, whether due to fraud or error. In making those risk assessments, the auditor considers internal control relevant to the entity's preparation and fair presentation of the financial statements in order to design audit procedures that are appropriate in the circumstances, but not for the purpose of expressing an opinion on the effectiveness of the entity's internal control. Accordingly, we express no such opinion. An audit also includes evaluating the appropriateness of accounting policies used and the reasonableness of significant accounting estimates made by management, as well as evaluating the overall presentation of the financial statements.

We believe that the audit evidence we have obtained is sufficient and appropriate to provide a basis for our audit opinions.





To the Board of Directors
Georgetown Divide Public Utility District
Georgetown, California

Opinions

In our opinion, the financial statements referred to above present fairly, in all material respects, the respective financial position of the business-type activities, each major fund, and the aggregate remaining fund information of the District, as of June 30, 2020, and the respective changes in financial position and, where applicable, cash flows thereof for the year then ended in accordance with accounting principles generally accepted in the United States of America.

Other Matters

Required Supplementary Information

Accounting principles generally accepted in the United States of America require that management's discussion and analysis, the schedule of proportionate share of the net pension liability, the schedule of pension contributions and the schedule of changes in the total OPEB liability and related ratios be presented to supplement the basic financial statements. Such information, although not a part of the basic financial statements, is required by the Governmental Accounting Standards Board, who considers it to be an essential part of financial reporting for placing the basic financial statements in an appropriate operational, economic, or historical context. We have applied certain limited procedures to the required supplementary information in accordance with auditing standards generally accepted in the United States of America, which consisted of inquiries of management about the methods of preparing the information and comparing the information for consistency with management's responses to our inquiries, the basic financial statements, and other knowledge we obtained during our audit of the basic financial statements. We do not express an opinion or provide any assurance on the information because the limited procedures do not provide us with sufficient evidence to express an opinion or provide any assurance.

Prior Year Comparative Information

The financial statements include (partial or summarized) prior-year comparative information. Such information does not include all of the information required or sufficient detail to constitute a presentation in conformity with accounting principles generally accepted in the United States of America. Accordingly, such information should be read in conjunction with the government's financial statements for the year ended June 30, 2019, from which such partial information was derived.

Other Information

Our audit was conducted for the purpose of forming opinions on the financial statements that collectively comprise the District's basic financial statements. The combining and individual nonmajor fund financial statements are presented for purposes of additional analysis and are not a required part of the basic financial statements.

The combining and individual nonmajor fund financial statements are the responsibility of management and were derived from and relate directly to the underlying accounting and other records used to prepare the basic financial statements. Such information has been subjected to the auditing procedures applied in the audit of the basic financial statements and certain additional procedures, including comparing and reconciling such information directly to the underlying accounting and other records used to prepare the basic financial statements or to the basic financial statements themselves, and other additional procedures in accordance with auditing standards generally accepted in the United States of America. In our opinion, the combining and individual nonmajor fund financial statements are fairly stated in all material respects in relation to the basic financial statements as a whole.



To the Board of Directors
Georgetown Divide Public Utility District
Georgetown, California

Other Reporting Required by *Government Auditing Standards*

In accordance with *Government Auditing Standards*, we have also issued our report dated December 16, 2020, on our consideration of the District's internal control over financial reporting and on our tests of its compliance with certain provisions of laws, regulations, contracts, and grant agreements and other matters. The purpose of that report is solely to describe the scope of our testing of internal control over financial reporting and compliance and the results of that testing, and not to provide an opinion on the effectiveness of the District's internal control over financial reporting or on compliance. That report is an integral part of an audit performed in accordance with *Government Auditing Standards* in considering the District's internal control over financial reporting and compliance.

Lance, Soll & Lunghard, LLP

Sacramento, California
December 16, 2020

THIS PAGE INTENTIONALLY LEFT BLANK

GEORGETOWN DIVIDE PUBLIC UTILITY DISTRICT

Management's Discussion and Analysis June 30, 2020

As management of the Georgetown Divide Public Utility District (the District), we offer readers of the District's financial statements this narrative overview and analysis of the financial activities of the District for the fiscal year ended June 30, 2020. We encourage readers to consider the information presented here in conjunction with the audited financial statements and accompanying notes that follow this section.

Financial Highlights

Total revenue for the fiscal year ending June 30, 2020 was \$6,834,105, an increase of \$203,283 or 3.07% from the previous fiscal year. Total expenses were \$5,511,099, an increase of \$67,041 or 1.23% from the previous fiscal year. The increase in net position was \$1,323,006 for the fiscal year.

Operating revenue totaled \$3,409,371 for the fiscal year ended June 30, 2020, a decrease of \$140,181 or 3.95% from the previous fiscal year. Operating expenses totaled \$5,338,346 a decrease of \$61,194 or 1.13% from the previous fiscal year.

Non-operating revenue was \$3,424,734, an increase of \$343,464 or 11.15%. Non-operating expense was \$172,753, an increase of \$128,235 or 228.05%. The remaining non-operating revenue supplements operating revenue to cover operating expenses and capital improvements.

Other significant financial activities were:

- Freezing the 2020 treated and raw water rates at the 2018 rate level, thereby forgoing the respective 5% and 10% increases that were recommended by the 2017 Water Financial Analysis
- Completed annual tank recoating project
- Continuing construction Auburn Lake Trails Water Treatment Plant replacement project
- Continued main canal reliability project
- Continued treated water line repair project
- Initiated water transfer with Westlands Water District
- Began construction of Walton water treatment plant filter rebuild project
- Began stream gauging improvement project
- Began implementation of new accounting and billing software

Overview of the Financial Statements

This annual report consists of four parts: Management's Discussion and Analysis, the Basic Financial Statements, Required Supplementary Information, and optional Supplementary Information.

The required financial statements are the Statement of Net Position at June 30, 2020; the Statement of Revenues, Expenses, and Changes in Net Position – Proprietary Funds for the fiscal year ended June 30, 2020; and the Statement of Cash Flows – Proprietary Funds for the fiscal year ended June 30, 2020 at the fund level. The final required financial statement is the Statement of Fiduciary Assets and Liabilities. The financial statements also include comprehensive notes which summarize the official accounting policies of the District.

The financial statements, except for the cash flow statement, are prepared using the accrual basis of accounting, which means that revenues are recorded when earned and expenses are recorded when incurred regardless of the timing of cash receipts or payments. The cash flow statement is an exception because that statement shows the receipt and payment of cash for operating activities, non-capital financing activities, capital and related financing activities, and investing activities.

GEORGETOWN DIVIDE PUBLIC UTILITY DISTRICT

Management's Discussion and Analysis June 30, 2020

Required Financial Statements

The financial statements of the District report information about the District using accounting methods similar to those used by companies in the private sector. These statements offer short and long-term financial information about its activities. The *Statement of Net Position* includes all the District's assets and liabilities. The statement also provides information about the nature and amounts of investments in assets and obligations to District creditors as liabilities. The statement also provides the basis for computing rate of return, evaluating the capital structure of the District, and assessing the liquidity and financial flexibility of the District.

All of the current fiscal year's revenues and expenses are accounted for in the *Statement of Revenues, Expenses, and Changes in Net Position*. This statement measures the District's operations over the past fiscal year and can be used to determine whether the District has successfully recovered all of its costs through its rates, fees, and other charges. The District's net position and credit worthiness can also be determined from this statement.

The primary purpose of the *Statement of Cash Flows* is to provide information about the District's cash receipts and cash payments during the reporting period. This statement reports cash receipts, cash payments, and net changes in cash resulting from operating, investing, and financing activities. It explains where cash came from, cash usage, and the change in the cash balance during the reporting period.

The *Statement of Fiduciary Assets and Liabilities* is provided to report on assets held in an agency capacity for others and which cannot be used to support the District's operating activities.

Financial Analysis of the District

Has the financial condition of the District improved or deteriorated as a result of this year's operations? The Statement of Net Position and the Statement of Revenues, Expenses, and Changes in Net Position attempts to answer this question. Net position may be a useful indicator over time as to the District's financial position. But, there may be other non-economic factors that could cause a change in the District's financial situation.

Statement of Net Position

The Statement of Net Position is a snapshot in time that shows assets, liabilities, and net assets as of June 30, 2020. Net Position increased by \$1,323,006 to \$18,969,263 in fiscal year 2020. Total assets and deferred outflows increased by \$1,091,723 or 2.96%. This increase is attributable to an increase in capital assets, net of accumulated depreciation due to construction projects. Liabilities and deferred inflows decreased by \$231,283 to \$18,966,119. The majority of the decrease in liabilities is due to a reduction in current liabilities. A summary of the District's Statement of Net Position is presented in Table A-1.

GEORGETOWN DIVIDE PUBLIC UTILITY DISTRICT

Management's Discussion and Analysis June 30, 2020

**Table A-1
Condensed Statement of Net Position**

	Fiscal Year 2020	Fiscal Year 2019	Dollar Change	Percent Change
Current Assets	\$ 8,028,424	\$ 8,334,027	\$ (305,603)	-3.67%
Restricted Assets	2,274,709	2,645,704	(370,995)	-14.02%
Capital Assets, Net of Accumulated Depreciation	25,982,579	24,081,755	1,900,824	7.89%
Total Assets	36,285,712	35,061,486	1,224,226	3.49%
Deferred Outflows of Resources	1,649,670	1,782,173	(132,503)	-7.43%
Total Assets and Deferred Outflows of Resources	37,935,382	36,843,659	1,091,723	2.96%
Current Liabilities	1,715,609	1,967,922	(252,313)	-12.82%
Long-term Liabilities	16,644,314	16,605,767	38,547	0.23%
Deferred Inflows of Resources	606,196	623,713	(17,517)	-2.81%
Total Liabilities and Deferred Inflows of Resources	18,966,119	19,197,402	(231,283)	-1.20%
Invested in Capital Assets, Net of Related Debt	16,177,796	14,123,928	2,053,868	14.54%
Restricted Net Position for Facilities	2,471,587	2,441,109	30,478	1.25%
Restricted Net Position for Debt Service	1,395	8,746	(7,351)	-84.05%
Unrestricted Net Position	318,485	1,072,474	(753,989)	-70.30%
Total Net Position	\$ 18,969,263	\$ 17,646,257	\$ 1,323,006	7.50%

Statement of Revenues, Expenses, and Changes in Net Position

The Statement of Revenues, Expenses, and Changes in Net Position provides information on the nature and source of assets represented on the Statement of Net Position. It also shows that the revenues exceed expenses by \$1,323,006. Ending net position totaled \$18,969,263. Total revenues increased by \$203,283 in 2020 totaling \$6,834,105. This increase is attributable to an increase in non-operating revenues and contributions. The Statement of Revenues, Expenses, and Changes in Net Position lists the operating revenues and the non-operating revenues together and compares them to the operating and non-operating expenses. Table A-2 depicts total revenues and total expenses and the resulting changes in net position.

GEORGETOWN DIVIDE PUBLIC UTILITY DISTRICT

Management's Discussion and Analysis June 30, 2020

Table A-2
Condensed Statement of Revenues, Expenses, and Changes in Net Position

	Fiscal Year 2020	Fiscal Year 2019	Dollar Change	Percent Change
Operating Revenues	\$ 3,409,371	\$ 3,549,552	\$ (140,181)	-3.95%
Non-operating Revenues and Contributions	3,424,734	3,081,270	343,464	11.15%
Total Revenues	6,834,105	6,630,822	203,283	3.07%
Operating Expenses	5,338,346	5,399,540	(61,194)	-1.13%
Non-operating Expenses	172,753	44,518	128,235	288.05%
Total Expenses	5,511,099	5,444,058	67,041	1.23%
Net Income (Loss)	1,323,006	1,186,764	136,242	11.48%
Beginning Net Position	17,646,257	16,459,493	1,186,764	7.21%
Ending Net Position	<u>\$ 18,969,263</u>	<u>\$ 17,646,257</u>	<u>\$ 1,323,006</u>	<u>7.50%</u>

Operating Revenues

In a purely business environment, operating revenues are meant to cover operating expenses. The District's operating revenues are significantly less than operating expenses. Therefore, the District operates on an operating loss and requires non-operating revenue to operate. The District is fairly unique in that it receives a significant amount of non-operating revenue in the form of property taxes. This non-operating revenue is used to offset this operating loss. Operating revenues decreased by 3.95% in 2020. Operating revenues are depicted in Table A-3.

Table A-3
Condensed Operating Revenues

	Fiscal Year 2020	Fiscal Year 2019	Dollar Change	Percent Change
Water Sales - Residential	\$2,439,724	\$2,411,551	\$ 28,173	1.17%
Water Sales - Commercial	306,099	315,496	(9,397)	-2.98%
Water Sales - Irrigation	407,856	416,369	(8,513)	-2.04%
Water Disposal Fees and Charges	169,244	344,072	(174,828)	-50.81%
Penalties	82,276	53,323	28,953	54.30%
Connections	4,172	8,741	(4,569)	-52.27%
Total Operating Revenues	<u>\$3,409,371</u>	<u>\$3,549,552</u>	<u>\$ (140,181)</u>	<u>-3.95%</u>

GEORGETOWN DIVIDE PUBLIC UTILITY DISTRICT

Management's Discussion and Analysis June 30, 2020

Operating Expenses by Department

Total operating expenses decreased \$61,194 or 1.13% to \$5,338,346. The hydroelectric activities and claims expenses are combined with the administrative activities as they are not material enough to present separately. Operating expenses are depicted in Table A-4.

**Table A-4
Operating Expenses by Department**

	Fiscal Year 2020	Fiscal Year 2019	Dollar Change	Percent Change
Source of Supply	\$ 299,154	\$1,096,171	\$ (797,017)	-72.71%
Transmission and Distribution – Raw Water	735,658	689,590	46,068	6.68%
Water Treatment	799,087	807,877	(8,790)	-1.09%
Transmission and Distribution – Treated Water	775,740	828,145	(52,405)	-6.33%
Customer Service	179,778	215,433	(35,655)	-16.55%
Administrative, Claims Expense, and Hydroelectric	1,720,075	849,939	870,136	102.38%
Depreciation and Amortization	634,425	646,938	(12,513)	-1.93%
On-site Wastewater Disposal Zone	194,429	265,447	(71,018)	-26.75%
Total Operating Expenses	<u>\$5,338,346</u>	<u>\$5,399,540</u>	<u>\$ (61,194)</u>	<u>-1.13%</u>

Operating Revenues vs. Operating Expenses

The District's operating loss increased by \$78,987. Table A-5 compares operating revenues to operating expenses and depicts the District's reliance on other revenue for operations.

**Table A-5
Operating Revenues vs Operating Expenses**

	Fiscal Year 2020	Fiscal Year 2019	Dollar Change	Percent Change
Operating Revenues	\$ 3,409,371	\$ 3,549,552	\$ (140,181)	-3.95%
Operating Expenses	5,338,346	5,399,540	(61,194)	-1.13%
Operating Loss	<u>\$(1,928,975)</u>	<u>\$(1,849,988)</u>	<u>\$ (78,987)</u>	<u>4.27%</u>

GEORGETOWN DIVIDE PUBLIC UTILITY DISTRICT

Management's Discussion and Analysis June 30, 2020

Non-operating Revenues and Expenses

The District's non-operating income is vital to covering operations. Interest income and capital facility payments decreased modestly this year due to fluctuations in market results and slower economic growth. Property tax revenue increased modestly. Lastly, capital contributions increased due to an increase in grant reimbursements related to the CABY Grant for Auburn Lake Trails Treatment Plant project. Interest payments to the State Water Resources Control Board loan for the Auburn Lake Trails Water Treatment Plant are listed as "Other" non-operating expense. Table A-6 compares non-operating revenues and expenses.

**Table A-6
Non-Operating Revenues and Expenses**

	Fiscal Year 2020	Fiscal Year 2019	Dollar Change	Percent Change
Property Taxes – General	\$ 1,710,211	\$ 1,657,978	\$ 52,233	3.15%
Interest Income	197,437	225,148	(27,711)	-12.31%
Capital Facility Payments	2,300	27,600	(25,300)	-91.67%
Lease Revenue	151,215	132,847	18,368	13.83%
Hydroelectric Royalty Payments	57,714	173,896	(116,182)	-66.81%
SMUD Payment	114,339	111,613	2,726	2.44%
Surcharge	660,026	659,594	432	0.07%
Capital contributions	531,492	58,936	472,556	801.81%
Other	-	33,658	(33,658)	-100.00%
Total Non-Operating Revenues (Including Property Owner Contributions)	3,424,734	3,081,270	343,464	11.15%
Total Non-operating Expenses	(172,753)	(44,518)	(128,235)	288.05%
Non-operating Income less Non-operating Expense	\$ 3,251,981	\$ 3,036,752	\$ 215,229	7.09%

Capital Assets

The District's investment in capital assets for the fiscal year was \$2,536,847, which includes \$2,477,995 capital improvements. The most significant investments in capital assets are:

- Auburn Lake Trails Treatment Plant replacement project in the amount of \$966,999
- Main canal reliability project in the amount of \$760,527
- Treated water line repair in the amount of \$320,814

Additional information about District capital assets can be obtained in Note 4 of the notes to the financial statements.

GEORGETOWN DIVIDE PUBLIC UTILITY DISTRICT

Management's Discussion and Analysis June 30, 2020

Long-term Debt and Debt Administration

At June 30, 2020, the District had \$16,644,314 in long-term debt, including compensated absences, net pension liability and other postemployment benefits obligations, which is \$38,547 more than the prior fiscal year. The District continues to perform debt administration functions previously performed by the County on the District's behalf for certain 1915 Act bonds. Additional information about District long-term debt can be obtained in Note 5 of the notes to the financial statements.

CalPERS Pension Plan

Assembly Bill 340 was recently passed by the California Legislature in an effort to reduce CalPERS pension costs in the long run. The District has participated in a CalPERS Pension Plan since February of 1972. There have been amendments to the contract with CalPERS over the years. CalPERS requires the District to be part of a small employer pool and the 2006 contract change which require payments to reduce a side fund. The contribution requirements of the plan members are established by state statute and the employer contribution rate is established and may be amended by CalPERS. The *Governmental Accounting Standards Board Statement No. 68 – Accounting and Financial Reporting by Employers for Pensions* established new accounting rules for reporting pension obligations effective years ending after June 15, 2013. Prior to this pension obligations were not accounted for on the balance sheet. Actuarial valuations are provided by CalPERS that support the calculation of the Net Pension Liability and related Deferred Outflows and Inflows of Resources. Net Pension liability is determined by accounting for the proportionate share of the actuarially determined total pension liability less the proportionate share of the actuarially determined fiduciary net position of the cost-sharing plan. Year over year changes to the actuarial assumptions are amortized over a fixed period and accounted for in Deferred Outflows and Inflows of Resources in order to smooth the otherwise large swings in changes. The net of all annual changes to Net Pension Liability and Deferred Inflows and Outflows of Resources are recognized in Pension Expense. At June 30, 2020, the District reported \$5,877,722 in Net Pension liability, an increase of \$164,726 from the prior year balance of \$5,712,996. Deferred Outflows of Resources were \$1,649,670, down \$132,503 from the prior year balance of \$1,782,173. Deferred Inflows of Resources were \$606,196, down \$17,517 from the prior year balance of \$623,713. Pension expense was \$970,674, a increase of \$194,558 from the prior year amount of \$776,116. Additional information about Pensions can be obtained in Note 12 of the notes to the financial statements.

Postemployment Benefits Other Than Pensions

The District has been endeavoring to fund these benefit commitments for many years. On April 11, 2006, the District adopted Ordinance 2006-01 regarding retiree health benefits implementing caps on the amount the District would pay towards these types of benefits. In Fiscal Year 2009-10 the District implemented *Governmental Accounting Standards Board Statement No. 45 – Accounting and Financial Reporting by Employers for Postemployment Benefits Other Than Pensions* which required the calculation and reporting of the current obligation. Effective fiscal years ending after June 15, 2017 *Government Accounting Standards Board Statement No. 75 – Accounting and Financial Reporting by Employers for Postemployment Benefits Other Than Pensions* require municipalities to report a Net OPEB Liability similar to that of Net Pension Liability. A calculation of the future liability for these benefits has been prepared utilizing the alternative measurement method allowed by the statement for small employers with less than 100 participants. The estimated actuarial liability at June 30, 2020 is \$1,393,996, an increase of \$33,107 from the prior year balance of \$1,360,889. The District has set aside \$422,677 for this obligation. As the District administers this plan without a trust, the designated assets set aside for these benefits are not recognized in the notes to the financial statements. Additional information about postemployment benefits other than pensions can be obtained in Note 14 of the notes to the financial statements.

GEORGETOWN DIVIDE PUBLIC UTILITY DISTRICT

Management's Discussion and Analysis June 30, 2020

Economic Factors and Rates

The District's customer base continues to grow at a slow rate. The District completed a Water Financial Analysis in October 2017. The last water rate study performed by the District was in 2008, and the last water rate increase was in 2011. The purpose of the Analysis was to ensure the financial strength of the District, expose the need to set reserves aside for future replacement of failing components, allocate shared costs between treated water and irrigation water customers, and identify any other financial deficiencies of the District. This Analysis recommended a new rate structure and higher rates which were adopted by the Board of Directors and went into effect in January 2018. That rate structure included five years of increases that were planned to continue until 2022.

In January 2019, the Board decided to not implement the approved 2019 treated and raw water rates and held rates at the 2018 rate level. This resulted in forgoing the respective 5% and 10% increases in treated and raw water rates that were recommended by the 2017 Water Financial Analysis and adopted by the Board in 2017. Likewise, in 2020, the Board decided to uphold the water rate freeze from 2019 and did not raise rates. Therefore, District revenues between 2019 and 2022 will never reach the level recommended by the 2017 Water Financial Analysis. Best practice is to review and update rates every three to five years, so the District should begin reviewing rates again in early 2021.

Requests for Information

This financial report is designed to provide a general overview of the finances of the Georgetown Divide Public Utility District. After the financial report is approved by the Board of Directors, it can be found under the financial section on the District's website (gd-pud.org). Copies of the report are also provided to the El Dorado County libraries in Placerville and Georgetown. A copy will be available for review at the District office, located at 6425 Main St, Georgetown, CA 95634. Questions concerning any information provided in this report or requests for additional financial information should be addressed to the General Manager of the District, Georgetown Divide Public Utility District, P.O. Box 4240, Georgetown, California 95634-4240.

GEORGETOWN DIVIDE PUBLIC UTILITY DISTRICT

STATEMENT OF NET POSITION
 PROPRIETARY FUNDS
 JUNE 30, 2020
 (With Comparative Totals for June 30, 2019)

	Water	Wastewater Disposal	Totals	
			2020	2019
Assets:				
Current:				
Cash and investments	\$ 6,117,809	\$ 1,009,242	\$ 7,127,051	\$ 7,194,836
Receivables:				
Accounts	801,989	4,133	806,122	911,376
Assessments receivable	20,937	-	20,937	100,993
Accrued interest	23,749	3,444	27,193	46,180
Prepaid expenses	2,062	-	2,062	80,642
Total Current Assets	6,966,546	1,016,819	7,983,365	8,334,027
Noncurrent:				
Restricted:				
Cash and investments	2,036,141	217,631	2,253,772	2,624,767
Assessments receivable	65,996	-	65,996	20,937
Capital assets - net of accumulated depreciation	25,819,565	163,014	25,982,579	24,081,755
Total Noncurrent Assets	27,921,702	380,645	28,302,347	26,727,459
Total Assets	34,888,248	1,397,464	36,285,712	35,061,486
Deferred Outflows of Resources:				
Deferred pension related items	1,592,280	57,390	1,649,670	1,782,173
Total Deferred Outflows of Resources	1,592,280	57,390	1,649,670	1,782,173
Liabilities:				
Current:				
Accounts payable	1,214,095	-	1,214,095	1,300,667
Accrued liabilities	-	-	-	109,268
Accrued interest	1,490	-	1,490	75,424
Deposits payable	1,000	-	1,000	1,000
Accrued compensated absences	9,223	442	9,665	11,552
Loans and capital leases	489,359	-	489,359	470,011
Total Current Liabilities	1,715,167	442	1,715,609	1,967,922
Noncurrent:				
Accrued compensated absences	54,559	2,613	57,172	44,066
Total OPEB liability	1,393,996	-	1,393,996	1,360,889
Net pension liability	5,700,833	176,889	5,877,722	5,712,996
Loans and capital leases	9,315,424	-	9,315,424	9,487,816
Total Noncurrent Liabilities	16,464,812	179,502	16,644,314	16,605,767
Total Liabilities	18,179,979	179,944	18,359,923	18,573,689
Deferred Inflows of Resources:				
Deferred pension related items	574,746	31,450	606,196	623,713
Total Deferred Inflows of Resources	574,746	31,450	606,196	623,713
Net Position:				
Net investment in capital assets	16,014,782	163,014	16,177,796	14,123,928
Restricted for new facilities	2,253,345	218,242	2,471,587	2,441,109
Restricted for debt service	1,389	-	1,389	8,746
Unrestricted	(543,713)	862,204	318,491	1,072,474
Total Net Position	\$ 17,725,803	\$ 1,243,460	\$ 18,969,263	\$ 17,646,257

GEORGETOWN DIVIDE PUBLIC UTILITY DISTRICT

STATEMENT OF REVENUES, EXPENSES AND CHANGES IN FUND NET POSITION
 PROPRIETARY FUNDS
 FOR FISCAL YEAR ENDED JUNE 30, 2020
 (With Comparative Totals for June 30, 2019)

	Water	Wastewater Disposal	Totals	
			2020	2019
Operating Revenues:				
Water sales:				
Residential	\$ 2,439,724	\$ -	\$ 2,439,724	\$ 2,411,551
Commercial	306,099	-	306,099	315,496
Irrigation	407,856	-	407,856	416,369
Installations and connections	4,172	-	4,172	8,741
Waste disposal:				
Zone Charges	-	149,284	149,284	313,372
Design Fees	-	4,100	4,100	1,900
Escrow Fees	-	15,860	15,860	28,800
Penalties	82,276	-	82,276	53,323
Total Operating Revenues	3,240,127	169,244	3,409,371	3,549,552
Operating Expenses:				
Source of supply	299,154	-	299,154	1,096,171
Transmission and distribution - raw water	735,658	-	735,658	689,590
Water treatment	791,587	7,500	799,087	807,877
Transmission and distribution - treated water	775,740	-	775,740	828,145
Customer service	179,778	-	179,778	215,433
Administration and hydroelectric	1,710,139	9,839	1,719,978	849,939
On-site wastewater disposal zone	-	194,429	194,429	265,447
Claims expense	97	-	97	-
Depreciation expense	614,717	19,708	634,425	646,938
Total Operating Expenses	5,106,870	231,476	5,338,346	5,399,540
Operating Income (Loss)	(1,866,743)	(62,232)	(1,928,975)	(1,849,988)
Nonoperating Revenues (Expenses):				
Tax revenue - general	1,710,211	-	1,710,211	1,657,978
Surcharge	660,026	-	660,026	659,594
Interest revenue	175,030	22,407	197,437	225,148
Lease revenue	151,215	-	151,215	132,847
SMUD payment	114,339	-	114,339	111,613
Hydroelectric royalty payments	57,714	-	57,714	57,110
Capital facility charge	2,300	-	2,300	27,600
Loss on disposal of capital assets	(1,598)	-	(1,598)	-
Other revenue	-	-	-	33,658
Interest expense	(161,470)	-	(161,470)	(27,147)
Other expense	(9,685)	-	(9,685)	(17,371)
Total Nonoperating Revenues (Expenses)	2,698,082	22,407	2,720,489	2,861,030
Income (Loss) Before Capital Contributions and Transfers	831,339	(39,825)	791,514	1,011,042
Capital contributions	531,492	-	531,492	175,722
Changes in Net Position	1,362,831	(39,825)	1,323,006	1,186,764
Net Position:				
Beginning of Year	16,362,972	1,283,285	17,646,257	16,459,493
End of Fiscal Year	\$ 17,725,803	\$ 1,243,460	\$ 18,969,263	\$ 17,646,257

GEORGETOWN DIVIDE PUBLIC UTILITY DISTRICT

STATEMENT OF CASH FLOWS
 PROPRIETARY FUNDS
 FOR THE FISCAL YEAR ENDED JUNE 30, 2020
 (With Comparative Totals for the Fiscal Year Ended June 30, 2019)

	Water	Wastewater Disposal	Totals	
			2020	2019
Cash Flows from Operating Activities:				
Cash received from customers and users	\$ 3,344,678	\$ 169,947	\$ 3,514,625	\$ 3,876,061
Cash paid to suppliers for goods and services	(1,793,347)	(116,794)	(1,910,141)	(2,553,545)
Cash paid to employees for services	(2,489,832)	(97,170)	(2,587,002)	(2,485,921)
Net Cash (Used) by Operating Activities	(938,501)	(44,017)	(982,518)	(1,163,405)
Cash Flows from Non-Capital Financing Activities:				
Property taxes received	1,710,211	-	1,710,211	1,657,978
Surcharge	660,026	-	660,026	659,594
Assessment receivable payments	34,997	-	34,997	15,161
Receipts from capacity charges	2,300	-	2,300	27,600
SMUD payment	114,339	-	114,339	111,613
Hydroelectric royalty payments	57,714	-	57,714	173,896
Other revenue	-	-	-	33,658
Other expense	(9,685)	-	(9,685)	(17,371)
Receipts from cellular antenna rentals	151,215	-	151,215	132,847
Net Cash Provided by Non-Capital Financing Activities	2,721,117	-	2,721,117	2,794,976
Cash Flows from Capital and Related Financing Activities:				
Proceeds from capital debt	528,691	-	528,691	1,779,178
Capital grant	531,492	-	531,492	58,936
Acquisition and construction of capital assets	(2,536,847)	-	(2,536,847)	(3,844,941)
Principal paid on capital debt	(681,735)	-	(681,735)	(54,615)
Interest paid on capital debt	(235,410)	-	(235,410)	(76,594)
Net Cash (Used) by Capital and Related Financing Activities	(2,393,809)	-	(2,393,809)	(2,138,036)
Cash Flows from Investing Activities:				
Interest received	192,030	24,394	216,424	212,461
Net Cash Provided by Investing Activities	192,030	24,394	216,424	212,461
Net Increase (Decrease) in Cash and Cash Equivalents	(419,163)	(19,623)	(438,786)	(294,004)
Cash and Cash Equivalents at Beginning of Year	8,573,107	1,246,496	9,819,603	10,113,607
Cash and Cash Equivalents at End of Year	8,153,944	1,226,873	9,380,817	9,819,603
Reconciliation of Operating Income to Net Cash Provided (Used) by Operating Activities:				
Operating income (loss)	(1,866,743)	(62,232)	(1,928,975)	(1,849,988)
Adjustments to Reconcile Operating Income (loss) Net Cash Provided (used) by Operating Activities:				
Depreciation	614,717	19,708	634,425	646,938
(Increase) decrease in accounts receivable	104,551	703	105,254	326,509
(Increase) decrease in deposits and prepaid expense	78,192	388	78,580	7,419
(Increase) decrease in deferred outflow - pension	128,210	4,293	132,503	(131,983)
Increase (decrease) in accounts payable	(80,378)	(6,194)	(86,572)	(527,164)
Increase (decrease) in accrued liabilities	(104,043)	(5,225)	(109,268)	50,109
Increase (decrease) in compensated absences	11,447	(228)	11,219	(6,621)
Increase (decrease) in post-employment benefits	33,107	-	33,107	58,578
Increase (decrease) in deferred inflow - pension	(16,950)	(567)	(17,517)	459,518
Increase (decrease) in net pension liability	159,389	5,337	164,726	(196,720)
Total Adjustments	928,242	18,215	946,457	686,583
Net Cash (Used) by Operating Activities	\$ (938,501)	\$ (44,017)	\$ (982,518)	\$ (1,163,405)
Non-Cash Investing, Capital, and Financing Activities:				
Gain/(Loss) on disposition of capital assets	\$ (1,598)	\$ -	\$ (1,598)	\$ -

GEORGETOWN DIVIDE PUBLIC UTILITY DISTRICT

STATEMENT OF FIDUCIARY ASSETS AND LIABILITIES - AGENCY FUNDS
 JUNE 30, 2020
 (With Comparative Totals for June 30, 2019)

	Totals	
	2020	2019
Assets:		
Cash and investments	\$ 37,587	\$ 36,807
Receivables:		
Assessments	125,203	140,986
Accrued interest	96	155
Due from other agencies	23,906	17,831
Total Assets	\$ 186,792	\$ 195,779
Liabilities:		
Accrued interest	\$ 1,316	\$ 2,729
Unearned revenues	13,612	15,048
Due to bondholders	171,864	178,002
Total Liabilities	\$ 186,792	\$ 195,779

GEORGETOWN DIVIDE PUBLIC UTILITY DISTRICT

NOTES TO FINANCIAL STATEMENTS JUNE 30, 2020

Note 1: Organization and Summary of Significant Accounting Policies

a. Description of Entity

The reporting entity, the Georgetown Divide Public Utility District (District), was created by the electorate, June 4, 1946, under the California Public Utility District Act of 1921. The District operates under a governing five-member Board of Directors (Board) elected at-large for four-year overlapping terms. The District's management is under the direction of the General Manager, who also serves as Clerk, and ex-officio Secretary of the Board, who is appointed by and serves at the pleasure of the Board.

b. Reporting Entity

The District's basic financial statements include the operations of all organizations for which the District's Board of Directors exercises oversight responsibility. Oversight responsibility is demonstrated by financial interdependency, selection of governing authority, designation of management, ability to significantly influence operations, and accountability for fiscal matters.

Based upon the aforementioned oversight criteria, there are no component units in this report which met the criteria of Governmental Accounting Standards Board (GASB) Statement No. 14, as amended by GASB Statements Nos. 39 and 61.

The basic financial statements include the accounts of two enterprise activities provided by the District: (1) raw and treated water services, and (2) wastewater disposal services in the Auburn Lake Trails (A.L.T.) subdivision.

c. Basis of Presentation

The District's basic financial statements are prepared in conformity with accounting principles generally accepted in the United States of America. The Governmental Accounting Standards Board is the acknowledged standard setting body for establishing accounting and financial reporting standards followed by governmental entities in the United States of America.

The Fund Financial Statements provide information about the District's funds, including the fiduciary fund. Separate statements for each fund category – proprietary and fiduciary – are presented. The emphasis of fund financial statements is on major individual funds, each of which is displayed in a separate column.

Proprietary fund financial statements include a Statement of Net Position, a Statement of Revenues, Expenses, and Changes in Net Position, and a Statement of Cash Flows.

Proprietary funds are accounted for using the "economic resources" measurement focus and the accrual basis of accounting. Accordingly, all assets and liabilities (whether current or noncurrent) are included on the Statement of Net Position. The Statement of Revenues, Expenses, and Changes in Net Position presents increases (revenues) and decreases (expenses) in total net position. Under the accrual basis of accounting, revenues are recognized in the period in which they are earned while expenses are recognized in the period in which the liability is incurred.

GEORGETOWN DIVIDE PUBLIC UTILITY DISTRICT
NOTES TO FINANCIAL STATEMENTS (CONTINUED)
JUNE 30, 2020

Note 1: Organization and Summary of Significant Accounting Policies (Continued)

Operating revenues in the proprietary funds are those revenues that are generated from the primary operation of the fund. All other revenues are reported as non-operating revenues. Operating expenses are those expenses that are essential to the primary operations of the fund. All other expenses are reported as non-operating expenses.

Fiduciary funds are used to account for assets held by the District in a trustee capacity or as an agent for individuals, private organizations, other governmental units, and/or other funds. The District maintains one fiduciary fund. Fiduciary funds are custodial in nature and do not have a measurement focus; however, they do use the accrual basis of accounting.

d. Major Funds

GASB Statement No. 34 defines major funds and requires that the District's major proprietary funds are identified and presented separately in the fund financial statements.

Major funds are defined as funds that have assets, liabilities, revenues, or expenditures/expenses equal to or greater than ten percent of their fund-type total and five percent of all fund-type totals. The District may also select other funds that it believes should be presented as major funds. The District reports all its proprietary funds as major funds.

The District reported the following major proprietary funds:

Water

This fund accounts for the activities of providing raw and treated water services to the customers. Raw water service is also known as irrigation water.

Wastewater Disposal

This fund accounts for the activities of monitoring wastewater disposal of the residents of the Auburn Lake Trails subdivision. The area is also known as the On-Site Wastewater Disposal Zone. The On-Site Wastewater Disposal Zone is comprised of all the lots in the Auburn Lake Trails Subdivision, including the lots connected to the Community Disposal System.

Additionally, the District reports a fiduciary agency fund to account for the debt service activities for the Stewart Mine Assessment District. The District's administration of this debt is a purely custodial function.

e. Basis of Accounting

The financial statements are reported using the "economic resources" measurement focus and the full accrual basis of accounting. Revenues are recorded when earned and expenses are recorded at the time liabilities are incurred, regardless of when the related cash flows take place.

GEORGETOWN DIVIDE PUBLIC UTILITY DISTRICT

NOTES TO FINANCIAL STATEMENTS (CONTINUED)
JUNE 30, 2020

Note 1: **Organization and Summary of Significant Accounting Policies (Continued)**

f. Budget and Budgeting

Budget integration is employed as a management control device. Budgets are formally adopted by the Board of Directors and take effect the following July 1. The budgets are used as a management tool and are not a legal requirement.

g. Cash and Cash Equivalents

For purposes of the Statement of Cash Flows, the District considers all highly liquid investments (including restricted assets) with a maturity of twelve months or less when purchased to be cash equivalents.

h. Restricted Assets

These assets consist of certificates of deposit, short-term investments, and receivables which are restricted for debt service and other legal obligations.

i. Capital Assets

Purchased capital assets are recorded at cost. Donated capital assets are recorded at fair value at the date of donation. The District capitalizes capital assets valued over \$1,000 and having a useful life of at least three years. Depreciation is recorded using the straight-line method over the estimated useful lives of the capital assets, which range from 30 to 100 years for the plant and pipelines and 3 to 15 years for other equipment.

j. Compensated Absences

All earned vacation, which is payable upon termination or retirement, is accrued as compensated absences, in accordance with GASB Statement No. 16.

k. Property Taxes

The District receives property taxes from El Dorado County (County), which has been assigned the responsibility for assessment, collection, and apportionment of property taxes for all taxing jurisdictions within the County. The District's property taxes are levied each July 1, on the assessed values as of the prior January 1 for all real and personal property located in the District. Property sold after the assessment date (January 1) is reassessed and the amount of the supplemental property tax levied is prorated. Secured property taxes are due in two installments on November 1 and February 1 and are delinquent after December 10 and April 10, respectively. Property taxes on the unsecured roll are due on the January 1 lien date and become delinquent if unpaid by August 31.

GEORGETOWN DIVIDE PUBLIC UTILITY DISTRICT

NOTES TO FINANCIAL STATEMENTS (CONTINUED)
JUNE 30, 2020

Note 1: Organization and Summary of Significant Accounting Policies (Continued)

The District participates in the County "Teeter Plan" method of property tax distribution and thus receives 100% of the District's apportionment each fiscal year, eliminating the need for an allowance for uncollectibles. The County, in return, receives all penalties and interest on the related delinquent taxes. Under the Teeter Plan, the County remits property taxes to the District based on assessments, not on collections, according to the following schedule: 55 percent in December, 40 percent in April, and 5 percent at the end of the fiscal year.

i. Use of Estimates

The preparation of financial statements in conformity with accounting principles generally accepted in the United States of America, as prescribed by the GASB and the American Institute of Certified Public Accountants (AICPA), requires management to make estimates and assumptions that affect the reported amounts of assets and liabilities and disclosure of contingent assets and liabilities at the date of the financial statements and the reported amounts of revenues and expenses during the reporting period. Actual results could differ from those estimates.

m. Comparative Data

Comparative total data for the prior fiscal year has been presented in the accompanying basic financial statements in order to provide an understanding of changes in the District's financial position, operations, and cash flows. Certain classifications may have been made to the prior fiscal year financial statements to conform to the current fiscal year presentation.

n. Net Position

GASB Statement No. 63 requires that the difference between assets added to the deferred outflows of resources and liabilities added to the deferred inflows of resources be reported as net position. Net position is classified as either net investment in capital assets, restricted, or unrestricted.

Net position that is net investment in capital assets consists of capital assets, net of accumulated depreciation, and reduced by the outstanding principal of related debt. Restricted net position is the portion of net position that has external constraints placed on it by creditors, grantors, contributors, laws, or regulations of other governments, or through constitutional provisions or enabling legislation. Unrestricted net position consists of net position that does not meet the definition of net investment in capital assets or restricted net position.

GEORGETOWN DIVIDE PUBLIC UTILITY DISTRICT

NOTES TO FINANCIAL STATEMENTS (CONTINUED)
JUNE 30, 2020

Note 1: Organization and Summary of Significant Accounting Policies (Continued)

o. Deferred Outflows/Inflows of Resources

Deferred outflows of resources are a consumption of net position that is applicable to a future reporting period and deferred inflows of resources are an acquisition of net position that is applicable to a future reporting period. A deferred outflow of resources has a positive effect on net position, similar to assets, and a deferred inflow of resources has a negative effect on net position, similar to liabilities. The District has certain items, which qualify for reporting as deferred outflows of resources and deferred inflows of resources.

p. Pension Plan

For purposes of measuring the net pension liability and deferred outflows/inflows of resources related to pension, and pension expense, information about the fiduciary net position of the Local Government of District's California Public Employees' Retirement System (CalPERS) plans (Plans) and additions to /deductions from the Plans' fiduciary net position have been determined on the same basis as they are reported by Cal PERS. For this purpose, benefit payments (including refunds of employee contributions) are recognized when due and payable in accordance with the benefit terms. Investments are reported at fair value.

q. Other Post-Employment Benefits (OPEB)

For purposes of measuring the total OPEB liability, deferred outflows of resources and deferred inflows of resources related to OPEB, and OPEB expense have been determined using the alternative measurement valuation method accepted by GASB Statement No. 75 for plans with fewer than 100 employees (active and inactive). For this purpose, benefit payments are recognized when currently due and payable in accordance with the benefit terms.

Generally accepted accounting principles require that the reported results must pertain to liability and asset information within certain defined timeframes. For this report, the following timeframes are used:

Valuation Date	June 30, 2019
Measurement Date	June 30, 2020
Measurement Period	July 1, 2019 to June 30, 2020

GEORGETOWN DIVIDE PUBLIC UTILITY DISTRICT

NOTES TO FINANCIAL STATEMENTS (CONTINUED)
 JUNE 30, 2020

Note 1: Organization and Summary of Significant Accounting Policies (Continued)

r. New Accounting Pronouncements

GASB Statement No. 95 – *Postponement of Effective Dates of Certain Authoritative Guidance* – The following pronouncements have been postponed as a temporary relieve to governments and other stakeholders in light of the COVID-19 pandemic and the new effective date are reflected in the following fiscal years:

GASB 83 – *Certain Assets Retirement Obligations* – The requirements of this statement are effective for reporting periods beginning on or after June 15, 2020.

GASB 84 – *Fiduciary Activities* – The requirements of this statement are effective for reporting periods beginning after December 15, 2019.

GASB 87 – *Leases* – The requirements of this statement are effective for reporting periods beginning on or after June 15, 2021.

Note 2: Cash and Investments

The cash and investments are classified in the financial statements as shown below, based on whether or not their use is restricted under the terms of District debt instruments or District agreements:

Unrestricted cash and investments	\$ 7,127,051
Restricted cash and investments	<u>2,253,772</u>
Cash and Investments, Statement of Net Position	9,380,823
Cash and Investments, Statement of Fiduciary Assets and Liabilities	<u>37,587</u>
Total Cash and Investments	<u><u>\$ 9,418,410</u></u>

Cash and investments as of June 30, 2020, consist of the following:

Cash on hand	\$ 450
Deposits with financial institutions	1,994,364
Investments	<u>7,423,596</u>
Total Cash and Investments	<u><u>\$ 9,418,410</u></u>

GEORGETOWN DIVIDE PUBLIC UTILITY DISTRICT

NOTES TO FINANCIAL STATEMENTS (CONTINUED)
 JUNE 30, 2020

Note 2: Cash and Investments (Continued)

a. Investments Authorized by the California Government Code and the District's Investment Policy

The table below identifies the investment types that are authorized for the District by the California Government Code (or the District's investment policy, where more restrictive). The table also identifies certain provisions of the California Government Code (or the District's investment policy, where more restrictive) that address interest rate risk, credit risk, and concentration of credit risk. This table does not address investments of debt proceeds held by bond trustees that are governed by the provisions of debt agreements of the District, rather than the general provisions of the California Government Code or the District's investment policy.

<u>Authorized Investment Type</u>	<u>Maximum Maturity</u>	<u>Maximum Percentage of Portfolio</u>	<u>Maximum Investment in One Issuer</u>
Local Agency Investment Fund (LAIF)	N/A	None	\$50 million
Money Market Funds (must be Comprised of eligible securities permitted under this policy)	N/A	None	None

b. Investments Authorized by Debt Agreements

Investment of debt proceeds held by bond trustees are governed by provisions of the debt agreements, rather than the general provisions of the California Government Code or the District's investment policy. The table below identifies the investment types that are authorized for investments held by bond trustee. The table also identifies certain provisions of these debt agreements that address interest rate risk, credit risk, and concentration of credit risk.

<u>Authorized Investment Type</u>	<u>Maximum Maturity</u>	<u>Maximum Percentage of Portfolio</u>	<u>Maximum Investment in One Issuer</u>
Money Market Funds	N/A	None	None

Fair Value Hierarchy

The District categorizes its fair value measurements within the fair value hierarchy established by generally accepted accounting principles. The hierarchy is based on the valuation inputs used to measure fair value of the assets. Level 1 inputs are quoted prices in an active market for identical assets; Level 2 inputs are significant other observable inputs; and Level 3 inputs are significant unobservable inputs.

Deposits and withdrawals in governmental investment pools, such as the State of California Local Agency Investment Fund (LAIF), are made on the basis of one dollar and not fair value. Accordingly, the fair value of the District's proportionate share in this type of investment is an uncategorized input not defined as a Level 1, Level 2, or Level 3 input. Money Market Accounts are nonparticipating interest-bearing savings accounts. They are measured using a cost-based measure, not fair value, and therefore, not subject to fair value hierarchy.

GEORGETOWN DIVIDE PUBLIC UTILITY DISTRICT
 NOTES TO FINANCIAL STATEMENTS (CONTINUED)
 JUNE 30, 2020

Note 2: Cash and Investments (Continued)

c. Disclosures Relating to Interest Rate Risk

Interest rate risk is the risk that changes in market interest rates will adversely affect the fair value of an investment. Generally, the longer the maturity of an investment, the greater the sensitivity of its fair value to changes in market interest rates.

Information about the sensitivity of the fair values of the District's investments to market interest rate fluctuations is provided by the following table that shows the distribution of the District's investments by maturity:

Investment Type	Remaining Maturity (in Months)
	12 Months or Less
State Investment Pool (LAIF)	\$ 7,381,592
Held by Debt Trustees	
Money Market Funds	42,004
	<u>\$ 7,423,596</u>

Generally, credit risk is the risk that an issuer of an investment will not fulfill its obligation to the holder of the investment. This is measured by the assignment of a rating by a nationally recognized statistical rating organization. Presented below is the minimum rating required by (where applicable) the California Government Code, the District's investment policy, or debt agreements, and the actual rating as of fiscal year end for each investment type.

Investment Type	Amount	Minimum Legal Rating	Rating as of Fiscal Year End	
			AAA	Not Rated
State Investment Pool (LAIF)	\$ 7,381,592	N/A	\$ -	\$ 7,381,592
Held by Debt Trustees:				
Money Market Funds	42,004	N/A	-	42,004
	<u>\$ 7,423,596</u>		<u>\$ -</u>	<u>\$ 7,423,596</u>

d. Concentration of Credit Risk

The investment policy of the District contains limitations on the amount that can be invested in any one issuer. Only investments with LAIF and the Money Market Funds exceed 5% or more of total District investments. The Money Market Funds are collateralized for the amount over the Federal Deposit Insurance Corporation amount or backed by United States obligations.

GEORGETOWN DIVIDE PUBLIC UTILITY DISTRICT

NOTES TO FINANCIAL STATEMENTS (CONTINUED)
 JUNE 30, 2020

Note 2: Cash and Investments (Continued)

e. Custodial Credit Risk

Custodial credit risk for deposits is the risk that, in the event of the failure of a depository financial institution, a government will not be able to recover its deposits or will not be able to recover collateral securities that are in the possession of an outside party. The custodial credit risk for investments is the risk that, in the event of the failure of the counterparty (e.g., broker-dealer) to a transaction, a government will not be able to recover the value of its investment or collateral securities that are in the possession of another party. The California Government Code and the District's investment policy do not contain legal or policy requirements that would limit the exposure to custodial credit risk for deposits or investments, other than the following provision for deposits: The California Government Code requires that a financial institution secure deposits made by state or local governmental units by pledging securities in an undivided collateral pool held by a depository regulated under state law (unless so waived by the government unit). The fair value of the pledged securities in the collateral pool must equal at least 110% of the total amount deposited by the public agencies. California law also allows financial institutions to secure District deposits by pledging first trust deed mortgage notes having a value of 150% of the secured public deposits.

As of June 30, 2020, \$1,994,364 of the District's deposits and investments with financial institutions in excess of federal depository insurance limits were held in collateralized accounts.

f. Investment in State Investment Pool

The District is a voluntary participant in LAIF that is regulated by the California Government Code under the oversight of the Treasurer of the State of California. The fair value of the District's investment in this pool is reported in the accompanying financial statements at amounts based upon the District's pro-rata share of the fair value provided by LAIF for the entire LAIF portfolio (in relation to the amortized cost of that portfolio). The balance available for withdrawal is based on the accounting records maintained by LAIF, which are recorded on an amortized cost basis.

Restricted cash and investments are identified by use as follows at June 30, 2020:

	Water	Waste Disposal	Total
Debt Service:			
Kelsey North	\$ 117,113	\$ -	\$ 117,113
Total Debt Service	117,113	-	117,113
Cash and Investments	117,113	-	117,113
New Facilities:			
Capital Facility Charges	406,534	-	406,534
Water Development	422,286	-	422,286
Auburn Lake Trails Retrofit Project	1,090,208	-	1,090,208
Community Disposal System Replacement and Expansion	-	217,631	217,631
Total New Facilities Cash and Investments	1,919,028	217,631	2,136,659
Total Restricted Cash and Investments	\$ 2,036,141	\$ 217,631	\$ 2,253,772

GEORGETOWN DIVIDE PUBLIC UTILITY DISTRICT

NOTES TO FINANCIAL STATEMENTS (CONTINUED)
JUNE 30, 2020

Note 3: Assessments Receivable

Assessments receivable to the District are construction obligations of the benefited property owners of the Kelsey North and Stewart Mine Water Assessment Districts. El Dorado County collects the special assessments semi-annually in order to pay the related projects' Department of Water Resources or United States Department of Agriculture construction debts as they mature. The assessments receivable balances at June 30, 2020, were as follows:

	Current	Non-Current	Total
Water Restricted Assessments Receivable	\$ 20,937	\$ 65,996	\$ 86,933
Fiduciary Assessments Receivable	4,566	120,637	125,203
Total Assessments Receivable	<u>\$ 25,503</u>	<u>\$ 186,633</u>	<u>\$ 212,136</u>

Note 4: Capital Assets

Purchased capital assets are recorded at cost when purchased. Donated capital assets are recorded at fair value at the date of donation. Capital assets are depreciated over estimated useful lives ranging from one hundred years (Stumpy Meadows Dam) to three years (small office equipment) using the straight-line method. Capital assets at June 30, 2020, consisted of the following:

	Ending Balance June 30, 2019	Additions	Deletions	Ending Balance June 30, 2020
Nondepreciable Capital Assets:				
Land and land right	\$ 770,975	\$ -	\$ -	\$ 770,975
Construction-in-progress	14,244,353	2,477,995	-	16,722,348
Total nondepreciable capital assets	<u>15,015,328</u>	<u>2,477,995</u>	<u>-</u>	<u>17,493,323</u>
Capital assets, being depreciated:				
General plant equipment and facilities	1,424,622	-	(95,470)	1,329,152
Water treatment	5,771,018	27,310	(1,624)	5,796,704
Transmission and distribution	13,538,501	-	(91,956)	13,446,545
Auburn Lake Trails septic facilities	870,966	-	-	870,966
Source of supply	6,784,396	31,542	(14,930)	6,801,008
Total Capital Assets, Being Depreciated	<u>28,389,503</u>	<u>58,852</u>	<u>(203,980)</u>	<u>28,244,375</u>
Less Accumulated Depreciation:	<u>(19,323,076)</u>	<u>(634,425)</u>	<u>202,382</u>	<u>(19,755,119)</u>
Net depreciable capital assets	<u>9,066,427</u>	<u>(575,573)</u>	<u>(1,598)</u>	<u>8,489,256</u>
Capital Assets, Net	<u>\$ 24,081,755</u>	<u>\$ 1,902,422</u>	<u>\$ (1,598)</u>	<u>\$ 25,982,579</u>

Depreciation Allocations

Depreciation expense was charged to each fund based on their usage of the related assets. The amounts allocated to each fund was as follows:

Water	\$ 614,717
Wastewater Disposal	19,708
Total Depreciation Expense	<u>\$ 634,425</u>

GEORGETOWN DIVIDE PUBLIC UTILITY DISTRICT

NOTES TO FINANCIAL STATEMENTS (CONTINUED)
JUNE 30, 2020

Note 5: Long-Term Debt

Long-term liability activity for the fiscal year ended June 30, 2020, was as follows:

	Balance July 1, 2019	Additions	Repayments	Outstanding June 30, 2020	Due Within One Year
Direct Borrowing Loans Payable:					
Kelsey North Water AD 1989-1	\$ 225,949	\$ -	\$ 23,358	\$ 202,591	\$ 24,181
Walton Lake Water Treatment Plant Filter Replacement	242,525	-	19,631	222,894	20,082
ALT Water Treatment Plant Upgrade	9,471,309	528,691	626,665	9,373,335	439,133
Total Loans Payable	9,939,783	528,691	669,654	9,798,820	483,396
Direct Borrowing Capital Leases:					
Verizon	5,963	-	-	5,963	5,963
Santander Financing	12,081	-	12,081	-	-
Total Capital Leases	18,044	-	12,081	5,963	5,963
Total Loans and Capital Leases	\$ 9,957,827	\$ 528,691	\$ 681,735	\$ 9,804,783	\$ 489,359

a. Direct Borrowing Loans Payable

California State Water Resources Control Board (SWRCB) - Three long-term contracts have been entered into with the SWRCB to finance the construction of various water projects:

The Kelsey North Water Assessment District 1989-1 contract of \$630,000 is to be repaid by semi-annual payments of \$15,398. These payments, due April 1 and October 1, beginning April of 1993 and ending October 1, 2027, include interest on the outstanding note balance at 3.3712%. Payments are made from assessments collected from the Assessment District.

The Walton Lake Water Treatment Plant Filter Replacement contract of \$400,511 is to be repaid by semi-annual payments of \$12,529. These payments, due April 1 and October 1, beginning October 2010 and ending April 1, 2030, include interest on the outstanding note balance at 2.2836%.

The Auburn Lake Trails (ALT) construction loan for the Water Treatment Plant Upgrade was approved for a total contract of up to \$10,000,000 is to be repaid by semi-annual payments ranging between \$200,000 - \$300,000. These payments, due January 1 and July 1, beginning July 2019 and ending January 1, 2019, include interest on the outstanding note balance at 1.6%. Although payments began on July 1, 2019, the project was not finalized until February 2020.

Future Minimum debt service requirements for aggregate notes payable are as follows:

Fiscal Year Ending June 30,	Principal	Interest	Total
2021	\$ 483,396	\$ 159,815	\$ 643,211
2022	491,719	151,491	643,210
2023	500,207	143,002	643,209
2024	508,843	134,366	643,209
2025	517,660	125,550	643,210
2026-2030	2,646,418	492,643	3,139,061
2031-2035	2,659,067	277,718	2,936,785
2036-2040	1,991,510	64,236	2,055,746
	<u>\$ 9,798,820</u>	<u>\$ 1,548,821</u>	<u>\$ 11,347,641</u>

GEORGETOWN DIVIDE PUBLIC UTILITY DISTRICT

NOTES TO FINANCIAL STATEMENTS (CONTINUED)
 JUNE 30, 2020

Note 5: Long-Term Debt (Continued)

b. Direct Borrowing Capital Leases

On November 27, 2006, the District entered into a long-term capital lease agreement with Verizon for the purpose of constructing a permanent cell tower. The first ten years of uncollected lease payments represent the cost of constructing the tower, which is owned by the District. If the lease is terminated within the first ten years, the District will owe Verizon the remaining construction cost. The first ten-year period commenced November 1, 2008. The capital lease totaled \$155,731 based on discounting at 3% the monthly lease amount of \$1,500. The capital lease liability is being retired using a 3% interest rate as well.

On May 22, 2016, the district entered into a long-term capital lease agreement with Santander Financing for a 2016 Ram 5500 truck costing \$54,406. The payments are \$1,231 per month including interest at 4.1% for 48 months. The accumulated depreciation and related depreciation expense on the truck for the year ended June 30, 2020 was \$14,827.

Future minimum debt service requirements for capital leases are as follows:

Fiscal Year Ending June 30,	Principal	Interest	Total
2021	\$ 5,693	\$ -	\$ 5,693
	<u>\$ 5,693</u>	<u>\$ -</u>	<u>\$ 5,693</u>

Note 6: Compensated Absences

District employees accumulate earned but unused vacation benefits which can be converted to cash at termination of employment. It is estimated that up to two weeks per employee might be liquidated with expendable, currently available financial resources in the next year.

Compensated absences activity for the fiscal year ended June 30, 2020, was as follows:

	Balance July 1, 2019	Additions	Deletions	Balance June 30, 2020	Due Within One Year
Water Fund	\$ 52,335	\$ 43,652	\$ 32,205	\$ 63,782	\$ 9,223
Wastewater Fund	3,283	2,091	2,319	3,055	442
Total Compensated Absences	<u>\$ 55,618</u>	<u>\$ 45,743</u>	<u>\$ 34,524</u>	<u>\$ 66,837</u>	<u>\$ 9,665</u>

Note 7: Agency Funds: Special Assessment Debt

The District acts as an agent for the Stewart Mine Road Water Assessment District 98-1 Bonds, issued on August 24, 1999. This debt was not included in the District's accounting records because the District had no obligation for the payment of these bonds other than in a fiduciary capacity. The principal amount outstanding at June 30, 2020, and June 30, 2019, was \$171,864 and \$178,294, respectively.

GEORGETOWN DIVIDE PUBLIC UTILITY DISTRICT

NOTES TO FINANCIAL STATEMENTS (CONTINUED)
JUNE 30, 2020

Note 8: On-Site Wastewater Disposal Zone (O.S.W.D.Z.)

During the early part of 1984, it became apparent that a proposed sewer assessment district was not going to be approved and that the assimilation alternative of combining certain lots in the Auburn Lake Trails (A.L.T.) subdivision was a possibility. By letter dated April 24, 1984, Trans America Development Corporation (TADCO) and A.L.T. property owners jointly requested the formation of an on-site wastewater disposal zone which would be monitored by the District. The O.S.W.D.Z. was formed pursuant to the authority granted under Sections 6950 et seq. of the Health and Safety Code of the State of California and became operative by board resolution on March 19, 1985. The effective date for accounting for revenues and expenses was April 1, 1985.

The purpose of the O.S.W.D.Z. is to protect the ground and surface water within the Disposal Zone boundaries in compliance with Regional Water Quality Control Board requirements. The District's responsibility is to design and inspect new on-site disposal systems and to monitor the surface and ground water quality and system performance of existing systems.

The O.S.W.D.Z. assessment revenues charged will be restricted to pay the operating costs of the O.S.W.D.Z. No unrestricted District funds can be used to pay expenses of the O.S.W.D.Z. Effective for the fiscal year ended June 30, 1998, the O.S.W.D.Z. Capital Expenditure Reserve was established. The O.S.W.D.Z. Capital Expenditure Reserve fund has had little activity over the years. The fund was inactivated May 13, 2008.

In addition to the O.S.W.D.Z., the District, by contract, has taken over operation of the Community Disposal System (C.D.S.) of 139 lots within the A.L.T. subdivision. These property owners pay additional assessments for operation and maintenance of the C.D.S. The C.D.S. Expansion Benefit Reserve was established July 1, 2000, and currently receives annual transfers in an effort to achieve the reserve level approved by the District in May 2005.

Note 9: Restricted Benefit Charges

This non-operating revenue is comprised of various benefit charges and interest earned on the corresponding deposits. The implementation of the Capital Facility Charges beginning on July 1, 2008, replaced the previous treatment plant, pipeline, and storage benefit charges. Pursuant to District ordinance, this revenue is restricted in special accounts which are to be used exclusively as follows:

Water development charge funds: To develop alternate sources of raw water to meet long-term District requirements.

Capital Facility Charge Fund: For maintenance and/or improvements of the treatment plants, pipeline facilities, and storage facilities.

O.S.W.D.Z./C.D.S. replacement and expansion benefit charge funds: For maintenance, improvement, and/or expansion of the community disposal system, as well as facilitating improvements in the O.S.W.D.Z.

GEORGETOWN DIVIDE PUBLIC UTILITY DISTRICT

NOTES TO FINANCIAL STATEMENTS (CONTINUED)
JUNE 30, 2020

Note 10: Net Position

Net Position is the excess of all the District's assets over all its liabilities, regardless of fund. Net position is divided into three captions under GASB Statement No. 63. These captions apply only to net position, which are determined only at the government-wide level, proprietary funds, and fiduciary funds (trust funds only), and are described below.

Net Investment in Capital Assets

Investment in capital assets describes the portion of net position which is represented by the current net book value of the District's capital assets, less the outstanding balance of any debt issued to finance these assets.

Restricted Net Position

Restricted net position consists of constraints placed on net position use through external creditors (such as through debt covenants), grants, contributors, laws or regulations of other governments, or constraints imposed by law through constitutional provisions or enabling legislation. Net position restricted for new facilities represent the net assets accumulated from restricted benefit charges imposed by District ordinances for the maintenance and expansion of facilities. Net position restricted for debt service is required by the debt agreements.

Unrestricted Net Position

The term "unrestricted" describes the portion of net position which is not restricted as to use.

The Board has designated portions of the unrestricted net position for specific operating purposes in an effort to provide for the prudent operations of the District.

Stumpy Meadows Emergency Reserve: Requirement of the contract entered into with the Department of Reclamation related to the dam at Stumpy Meadows.

Short-lived Asset Replacement: Requirement of the USDA loan for the Auburn Lake Trails Retrofit for the estimate of funds needed to be on hand to replace the existing assets with replacement lies of less than 15 years.

Capital Reserve: To provide for future estimated costs related to the replacement costs of current assets.

EPA: Environmental Protection Agency grant for Auburn Lake Trails Water Treatment Plant Retrofit.

Retiree Health: To provide for the estimated future health insurance benefits of existing retirees and current employees.

Garden Valley: For use in activities specific to the designated area.

Hydroelectric: To provide for the future estimated costs related to activities specific to the hydroelectric plant.

GEORGETOWN DIVIDE PUBLIC UTILITY DISTRICT
NOTES TO FINANCIAL STATEMENTS (CONTINUED)
JUNE 30, 2020

Note 10: Net Position (Continued)

Restricted and unrestricted net position is identified by use as follows as of June 30, 2020:

	<u>Water</u>	<u>Waste Disposal</u>	<u>Total</u>
Restricted Net Position:			
New Facilities:			
Water Development	\$ 423,470	\$ -	\$ 423,470
Capital Facility Charges	1,829,875	-	1,829,875
C.D.S. Replacement	-	41,093	41,093
C.D.S. Expansion	-	177,149	177,149
Total New Facilities Net Position	<u>2,253,345</u>	<u>218,242</u>	<u>2,471,587</u>
Debt Service:			
Kelsey North	1,395	-	1,395
Total Debt Service Net Position	<u>1,395</u>	<u>-</u>	<u>1,395</u>
Total Restricted Net Position	<u>\$ 2,254,740</u>	<u>\$ 218,242</u>	<u>\$ 2,472,982</u>
Unrestricted Net Position:			
Unrestricted Designated Net Position:			
Stumpy Meadows Emergency Reserve	\$ 1,094,785	\$ -	\$ 1,094,785
Short-lived Asset Replacement	792,141	-	792,141
Capital Reserve	1,944,720	-	1,944,720
EPA	1,118,428	-	1,118,428
Retiree Health	(971,320)	-	(971,320)
Garden Valley	109,224	-	109,224
Hydroelectric	802,055	-	802,055
Total Unrestricted Designated Net Position	<u>4,890,033</u>	<u>-</u>	<u>4,890,033</u>
Unrestricted Undesignated Net Position	<u>(5,433,752)</u>	<u>862,204</u>	<u>(4,571,548)</u>
Total Unrestricted Net Position	<u>\$ (543,719)</u>	<u>\$ 862,204</u>	<u>\$ 318,485</u>

Note 11: Risk Management

The District is exposed to various risks of loss related to torts; theft of, damage to, and destruction of assets; errors and omissions; injuries to employees; and natural disasters. The District participates in the Association of California Water Agencies Joint Powers Insurance Authority (Authority), a public entity risk pool currently operating as a common risk carrier management and insurance program for member agencies. The purpose of the Authority is to spread the adverse effect of losses among the members and to purchase excess insurance as a group, thereby reducing its expenses. The District pays annual premiums to the Authority for its general liability, automobile, property, fidelity coverage, and workers' compensation. The agreement for formation of the Authority provides that the Authority will be self-sustaining through member premiums and will reinsure through commercial companies for claims in excess of \$50,000 (property), \$100,000 (fidelity), and \$2,000,000 (general, automobile and public official's liability) for each insured event, except for workers compensation which will reinsure for claims in excess of \$2,000,000. The deductibles for the Authority do not exceed \$2,500. Total premiums paid for fiscal year 2020 were \$105,034.

The District continues to carry commercial insurance for employee health and life insurance. The District also carries commercial insurance for dental and optical insurance for the employees represented by Stationary Engineers, Local 39, and all new employees hired after July 11, 2006.

GEORGETOWN DIVIDE PUBLIC UTILITY DISTRICT

NOTES TO FINANCIAL STATEMENTS (CONTINUED)
 JUNE 30, 2020

Note 12: Defined Benefit Pension Plan

a. General Information About the Pension Plans

Plan Description—

All qualified permanent and probationary employees are eligible to participate in the Local Government's Miscellaneous Employee Pension Plans, cost-sharing multiple employer defined benefit pension plans administered by the California Public Employees' Retirement System (CalPERS). Benefit provision under the Plans are established by State statute and Local Government resolution. Cal PERS issues publicly available reports that include a full description of the pension plans regarding benefit provision, assumptions, and membership information that can be found on the CalPERS website.

Benefits Provided—

CalPERS provides service retirement and disability benefits, annual cost of living adjustments and death benefits to plan members, who must be public employees and beneficiaries. Benefits are based on years of credited service, equal to one year of full-time employment. Members with five years of total service are eligible to retire at age 50 with statutorily reduced benefits. All members are eligible for non-duty disability benefits after 10 years of service. The death benefit is one of the following: The Basic Death Benefit, the 1957 Survivor Benefit, or the Optional Settlement 2W Death Benefit. The cost of living adjustments for each plan are applied as specified by the Public Employees' Retirement Law.

The Plans' provisions and benefits in effect at the measurement date, are summarized as follows:

	Miscellaneous Cost-Sharing Rate Plans		
	Tier 1*	Tier 2*	PEPRA
Hire date	Prior to June 19, 2006	On or after June 19, 2006 to December 28, 2012	On or after December 28, 2012
Benefit formula	2.7% @ 55	2.7% @ 55	2.0% @ 62
Benefit vesting schedule	5 years service	5 years service	5 years service
Benefit payments	monthly for life	monthly for life	monthly for life
Retirement age	minimum 55 yrs	minimum 55 yrs	minimum 55 yrs
Monthly benefits, as a % of eligible compensation	2.70%	2.70%	2.00%
Required employee contribution rates	8.000%	8.000%	6.250%
Required employer contribution rates	14.334%	12.514%	6.985%

*Plan is closed to new entrants.

GEORGETOWN DIVIDE PUBLIC UTILITY DISTRICT

NOTES TO FINANCIAL STATEMENTS (CONTINUED)
 JUNE 30, 2020

Note 12: Defined Benefit Pension Plan (Continued)

Contribution Description—

Section 20814(c) of the California Public Employees' Retirement Law (PERL) requires that the employer contribution rates for all public employers be determined on an annual basis by the actuary and shall be effective on the July 1 following notice of a change in the rate. The total plan contributions are determined through the CalPERS' annual actuarial valuation process. For public agency cost-sharing plans covered by either the Miscellaneous or Safety risk pools, the Plan's actuarially determined rate is based on the estimated amount necessary to pay the Plan's allocated share of the risk pool's costs of benefits earned by employees during the year, and any unfunded accrued liability. The employer is required to contribute the difference between the actuarially determined rate and the contribution rate of employees.

For the year ended June 30, 2020, the employer contributions recognized as a reduction to the net pension liability for the Plan was \$645,301.

b. Pension Liabilities, Pension Expense and Deferred Outflows and Deferred Inflows of Resources Related to Pensions

As of June 30, 2020, the District reported net pension liabilities for its proportionate shares of the net pension liability of the rate Plan of \$5,877,722.

	<u>Net Pension Liability</u>
Proportion - June 30, 2018	\$ 5,712,996
Proportion - June 30, 2019	5,877,722
Change - Increase(Decrease)	<u>\$ 164,726</u>

The District's net pension liability for the Plan is measured as the proportionate share of the net pension liability. The net pension liability of the Plan is measured as of June 30, 2019, and the total pension liability for the Plan used to calculate the net pension liability was determined by an actuarial valuation as of June 30, 2018 rolled forward to June 30, 2019, using standard update procedures. The District's proportion of the net pension liability was based on a projection of the District's long-term share of contributions to the pension plan relative to the projected contributions of all participating employers, actuarially determined. The District's proportionate share of the net pension liability for the rate Plan as of June 30, 2018 and 2019, was as follows:

	<u>Net Pension Liability</u>
Proportion - June 30, 2018	0.15159%
Proportion - June 30, 2019	0.05393%
Change - Increase(Decrease)	<u>-0.09766%</u>

GEORGETOWN DIVIDE PUBLIC UTILITY DISTRICT

NOTES TO FINANCIAL STATEMENTS (CONTINUED)
 JUNE 30, 2020

Note 12: Defined Benefit Pension Plan (Continued)

For the year ended June 30, 2020, the District recognized a total pension expense of \$970,674 for the plan. At June 30, 2020, the District reported deferred outflows and deferred inflows of resources related to pensions as follows:

	Deferred Outflows of Resources	Deferred Inflows of Resources
Current year contributions that occurred after the measurement date of June 30, 2019	\$ 690,964	\$ -
Change of Assumptions	280,277	(99,356)
Difference between Expected and Actual Experiences	408,233	(31,630)
Net Difference between Projected and Actual Earnings on Pension Plan Investments	-	(102,761)
Adjustment due to differences in proportions	6,920	(372,449)
Difference in proportionate share of contributions	263,276	-
Total	\$ 1,649,670	\$ (606,196)

The \$690,964 reported as deferred outflows of resources related to contributions subsequent to the measurement date will be recognized as a reduction of the net pension liability in the year ended June 30, 2021. Other amounts reported as deferred outflows or deferred inflows of resources related to pensions will be recognized as pension expense as follows:

Measurement Period ended June 30:	Deferred Outflows/(Inflows) of Resources
2020	\$ 384,179
2021	(109,507)
2022	57,074
2023	20,764
	<u>\$ 352,510</u>

GEORGETOWN DIVIDE PUBLIC UTILITY DISTRICT

NOTES TO FINANCIAL STATEMENTS (CONTINUED)
JUNE 30, 2020

Note 12: Defined Benefit Pension Plan (Continued)

Actuarial Methods and Assumptions Used to Determine Total Pension Liability

For the measurement period ended June 30, 2019, the total pension liability was determined by rolling forward the June 30, 2018 total pension liability. The June 30, 2018 and the June 30, 2019 total pension liabilities were based on the following actuarial methods and assumptions:

Actuarial Cost Method	Entry Age Normal in accordance with the requirements of GASB Statement No. 68
Actuarial Assumptions	
Discount Rate	7.15%
Inflation	2.50%
Salary Increases	Varies by Entry Age and Service
Mortality Rate Table (1)	Derived using CalPERS' Membership Data for all Funds
Post Retirement Benefit Increase	Contract COLA up to 2.0% until Purchasing Power Protection Allowance Floor on Purchasing Power applies

(1) The mortality table used was developed based on CalPERS-specific data. The table includes 15 years of mortality improvements using Society of Actuaries Scale 90% of scale MP 2016. For more details on this table, please refer to the December 2017 experience study report (based on CalPERS demographic data from 1997 to 2015) that can be found on the CalPERS website.

All other actuarial assumptions used in the June 30, 2018 valuation were based on the results of an actuarial experience study for the period from 1997 to 2015, including updates to salary increase, mortality and retirement rates. The Experience Study report can be obtained at CalPERS' website under Forms and Publications.

Change of Assumptions

No changes in assumptions.

Discount Rate

The discount rate used to measure the total pension liability was 7.15%. The projection of cash flows used to determine the discount rate assumed that contributions from plan members will be made at the current member contribution rates and that contributions from employers will be made at statutorily required rates, actuarially determined. Based on those assumptions, the Plan's fiduciary net position was projected to be available to make all projected future benefit payments of current plan members. Therefore, the long-term expected rate of return on plan investments was applied to all periods of projected benefit payments to determine the total pension liability.

GEORGETOWN DIVIDE PUBLIC UTILITY DISTRICT

NOTES TO FINANCIAL STATEMENTS (CONTINUED)
JUNE 30, 2020

Note 12: Defined Benefit Pension Plan (Continued)

Long-term Expected Rate of Return

The long-term expected rate of return on pension plan investments was determined using a building-block method in which expected future real rates of return (expected returns, net of pension plan investment expense and inflation) are developed for each major asset class.

In determining the long-term expected rate of return, staff took into account both short-term and long-term market return expectations as well as the expected pension fund (PERF C) cash flows. Taking into account historical returns of all the Public Employees Retirement Funds' asset classes (which includes the agent plan and two cost-sharing plans or PERF A, B, and C funds), expected compound (geometric) returns were calculated over the short-term (first 10 years) and the long-term (11+ years) using a building-block approach. Using the expected nominal returns for both short-term and long-term, the present value of benefits was calculated for each PERF C fund. The expected rate of return was set by calculating the single equivalent expected return that arrived at the same present value of benefits for cash flows as the one calculated using both short-term and long-term returns. The expected rate of return was then set equal to the single equivalent rate calculated above and adjusted to account for assumed administrative expenses.

The expected real rates of return by asset class are as followed:

Asset Class	Target Allocation	Real Return Years 1 - 10 (1)	Real Return Years 11+ (2)
Global Equity	50.0%	4.80%	0.06%
Fixed Income	28.0	1.00	2.62
Inflation Assets	0.0	0.77	1.81
Private Equity	8.0	6.30	7.23
Real Assets	13.0	3.75	4.93
Liquidity	1.0	0.00	-0.92

- (1) An expected inflation of 2.00% used for this period.
- (2) An expected inflation of 2.92% used for this period.

Sensitivity of the Proportionate Share of the Net Pension Liability to Changes in the Discount Rate—

The following presents the District's proportionate share of the net pension liability for the Plan, calculated using the discount rate for the Plan, as well as what the District's proportionate share of the net pension liability would be if it were calculated using a discount rate that is 1% point lower or 1% point higher than the current rate:

	Discount Rate - 1%	Current Discount	Discount Rate +1%
	6.15%	7.15%	8.15%
Plan Net Pension Liability	\$ 8,095,637	\$ 5,877,722	\$ 4,046,989

Pension Plan Fiduciary Net Position—

Detailed information about the pension plan's fiduciary net position is available in the separately issued CalPERS financial reports. See CalPERS website for additional information.

GEORGETOWN DIVIDE PUBLIC UTILITY DISTRICT

NOTES TO FINANCIAL STATEMENTS (CONTINUED)
JUNE 30, 2020

Note 13: Description of Deferred Compensation Pension Plans

The District has two deferred compensation plans. All amounts of compensation deferred under the plans, all property and rights purchased with these amounts, and all income attributable to those amounts, property, or rights are (until paid or made available to the employee or other beneficiary) solely the property and rights of the employees and their beneficiaries. No part of the corpus or income of the trust shall revert to employer or be used for or diverted for purposes other than for the exclusive benefit of participants and their beneficiaries.

Only employee contributions were made to the Internal Revenue Code Section 457 deferred compensation plan or the Internal Revenue Code Section 401(a) defined contribution money purchase plan for the fiscal year ended June 30, 2020. The District does not make contributions on behalf of the employees.

The District is the administrator of the plans. The International City Management Association (ICMA) Retirement Corporation holds the funds in a trust and also advises as to legality, files appropriate plan documentation, and reports the quarterly activities to each plan participant.

Note 14: Post-Employment Benefits Other Than Pensions

a. Plan Description

The District provides certain health insurance benefits to retired employees in accordance with a memorandum of understanding with International Union of Operating Engineers, Stationary Engineers, Local No. 39 (Union) and Ordinance 2006-01.

For employees who retire from the District after at least twenty (20) years of service with the District and who continue health insurance through a District-sponsored health insurance plan until the age of 65, the District will contribute up to \$435 per month of the health insurance premium for the retiree and/or the retiree's spouse. At the age of 65, the retiree is required to enroll in Medicare and the District will continue to contribute up to \$435 per month to a Medicare supplemental plan of the retiree's or retiree spouse's choice.

Effective February 7, 2006, the District extended the benefit described above to all new employees, as well as the employees who are part of the Union. However, the District administers a wide variety of other retirement benefits based on the plans in place when various long-term employees' retired and in conjunction with Ordinance 2006-01. The benefits for the few unrepresented and management employees as of April 11, 2006, are dictated by Ordinance 2006-01 as well. None of the previous arrangements are being extended to any new employees of the District.

Employees Covered

As of the June 30, 2020 alternative measurement method valuation, the following current and former employees were covered by the benefit terms under the Plan:

Active employees	22
Inactive employees or beneficiaries currently receiving benefits	16
	<hr/>
	38
	<hr/>

GEORGETOWN DIVIDE PUBLIC UTILITY DISTRICT

NOTES TO FINANCIAL STATEMENTS (CONTINUED)
JUNE 30, 2020

Note 14: Post-Employment Benefits Other Than Pensions (Continued)

Contributions

The plan and its contribution requirements are established by Memoranda of Understanding with the applicable employee bargaining units and may be amended by agreements between the District and the bargaining units. The annual contribution is based on the actuarially determined contribution. For the measurement date ended June 30, 2020, the District's cash contributions were \$86,643, which were recognized as a reduction to the OPEB Liability.

Total OPEB Liability

The District's Total OPEB liability was measured as of June 30, 2020 and the total OPEB liability used to calculate the total OPEB liability was determined by an alternate measurement method valuation dated June 30, 2019 that was used to determine the June 30, 2020 total OPEB liability, based on the following actuarial methods and assumptions:

Actuarial Cost Method	Entry Age Normal
Actuarial Assumptions	
Contribution Policy	No pre-funding
Discount Rate	7.00%
Inflation	2.50%
Overall payroll growth	2.75%
Wage inflation	2.75%
Healthcare Trend	5.30%

Notes:

(1) Pre-retirement mortality information was derived from data collected during 1997 to 2015 CalPERS Experience Study dated December 2017 and post-retirement mortality information was derived from the 2007 to 2011 CalPERS Experience Study. The Experience Study Reports may be accessed on the CalPERS website www.calpers.ca.gov under Forms and Publications.

(2) The pre-retirement turnover information was developed based on CalPERS' specific data. For more details, please refer to the 2007 to 2011 Experience Study Report. The Experience Study Report may be accessed on the CalPERS website www.calpers.ca.gov under Forms and Publications.

Discount Rate

The discount rate used to measure the total OPEB liability was 7.00 percent. The projection of cash flows used to determine the discount rate assumed that District contributions will be made at rates equal to the actuarially determined contribution rates. The District does not participate in a trust fiduciary fund.

GEORGETOWN DIVIDE PUBLIC UTILITY DISTRICT
NOTES TO FINANCIAL STATEMENTS (CONTINUED)
JUNE 30, 2020

Note 14: Post-Employment Benefits Other Than Pensions (Continued)

Changes in the OPEB Liability

The changes in the Total OPEB liability for the plan are as follows:

	Increase(Decrease)
	Total OPEB Liability
Balance at June 30, 2019	\$ 1,360,889
Changes recognized over the measurement period:	
Service Cost	16,297
Interest	103,453
Benefit Payments	(86,643)
Net Changes	33,107
Balance at June 30, 2020	\$ 1,393,996

Sensitivity of the Total OPEB Liability to Changes in the Discount Rate

The following presents the total OPEB liability of the District if it were calculated using a discount rate that is one percentage point lower or one percentage point higher than the current rate, for measurement period ended June 30, 2020:

	1% Decrease (6.00%)	Current Discount Rate (7.00%)	1% Increase (8.00%)
Total OPEB Liability	\$ 1,572,948	\$ 1,393,996	\$ 1,244,340

Expense Related to OPEB

For the fiscal year ended June 30, 2020, the City recognized OPEB expense of \$33,107.

Note 15: Revenue Limitation Imposed by California Proposition 218

Proposition 218, which was approved by the voters in November 1996, regulates the District's ability to impose, increase, and extend taxes and assessments. Any new, increase, or extended taxes and assessments subject to the provisions of Proposition 218 requires the voters' approval before they can be implemented. Additionally, Proposition 218 provides that these taxes and assessments are subject to voter initiative process and may be rescinded in the future years by the voters.

The proposition also provides for a customer protest process when fees for services benefiting a property are proposed to be increased. The District follows this process when changes are contemplated for water sales and waste disposal zone charges.

Note 16: Commitments and Contingencies

a. Construction Commitments

The District is contingently liable in connection with claims and contracts arising in the normal course of its activities. District management is of the opinion that the ultimate outcome of such matters will not have a significant effect on the financial position of the District.

GEORGETOWN DIVIDE PUBLIC UTILITY DISTRICT

NOTES TO FINANCIAL STATEMENTS (CONTINUED)
 JUNE 30, 2020

Note 16: Commitments and Contingencies (Continued)

The following material construction commitments existed at June 30, 2020:

Project Name	Total Committed Amount	Expenses to Date as of June 30, 2020	Remaning Commitment
Auburn Lake Trails WTP Project	\$ 10,453,016	\$ 9,909,010	\$ 544,006

b. Contingencies

The District has received State and Federal funds for specific purposes that are subject to review and audit by the grantor Agencies. Although such audits could generate expenditure disallowances under the term of the grants, it is believed that any required reimbursements will be immaterial.

In 2010, the District was sued over its' rights to replace a key piece of infrastructure serving the public. Both Trial and Appellate Courts have ruled in the District's favor in this lawsuit; and the California Supreme Court rejected the plaintiff's petition to hear the case. The decision upholds the District's right and obligation to maintain public infrastructure.

At June 30, 2020, the District has completed the retrofit related to the design of the Auburn Lake Trials Water Treatment Plant.

Compliance Order #01-09-04CO-002 was issued by the CA Dept. of Public Health on February 23, 2004, which required the District to provide surface water treatment that effectively reduces giardia cysts and viruses by 3 and 4 logs respectively, through filtration and disinfection at its Auburn Lake Trails Water Treatment Plant. Since then, regulations have added the requirement for the ALTWTP to effectively reduce cryptosporidium cysts by 2 logs. This later requirement is considered achieved when treatment requirements for giardia and viruses are being met. As of the date of these financial statements, the District is not in compliance with the Compliance Order. The ramifications of this non-compliance have not been determined but may include possible fines and penalties.

COVID-19 National Health Emergency – On March 15, 2020, the District's operations were impacted by the COVID-19 national health emergency which resulted in shelter in place orders by national, state and county health departments. The District implemented customer and staff safety procedures based on recommendations from the health departments and industry specialists. However, the District's operations were not impacted or halted, due to the District's operations being considered essential. The District continues to evaluate the impact of this health emergency on the District's operations.

Note 17: Subsequent Events

On May 19, 2020, the District entered into an agreement with Westlands Water District to release 2,000 acre feet on or after July 1, 2020 in exchange for payment of \$665,000. On September 23, 2020, the District completed its water transfer to Westlands Water District. Installments commenced with the first payment received on July 31, 2020 in the amount of \$120,000, second installment of \$140,048 on October 9, 2020, and the final installment on November 20, 2020 in the amount of \$404,952.

In preparing the accompanying financial statement, the District management has reviewed all known events that have occurred after June 30, 2020, and through December 16, 2020, the date when this financial statement was available to be issued, for inclusion in the financial statement and footnotes.

THIS PAGE INTENTIONALLY LEFT BLANK

GEORGETOWN DIVIDE PUBLIC UTILITY DISTRICT

COST SHARING MULTIPLE-EMPLOYER PLAN
 SCHEDULE OF PROPORTIONATE SHARE OF THE NET PENSION LIABILITY
 AS OF JUNE 30, FOR THE LAST TEN FISCAL YEARS (1)

	2015	2016	2017	2018	2019	2020
Miscellaneous Rate Plan						
Rate Plan's Proportion of the Net Pension Liability	0.16244%	0.06977%	0.06244%	0.05959%	0.05929%	0.05736%
Rate Plan's Proportionate Share of the Net Pension Liability	\$ 4,014,865	\$ 4,788,730	\$ 5,403,038	\$ 5,909,716	\$ 5,712,996	\$ 5,877,722
Rate Plan's Covered Payroll	\$ 870,074	\$ 896,800	\$ 1,057,557	\$ 1,190,555	\$ 1,281,439	\$ 1,501,528
Rate Plan's Proportionate Share of the Net Pension Liability as Percentage of Covered Payroll	461.44%	533.98%	510.90%	496.38%	445.83%	391.45%
The Pension Plan's (PERF-C) Fiduciary Net Position as a Percentage of the Total Pension Liability	74.48%	78.40%	74.06%	73.31%	75.26%	75.26%

Notes to Schedule:

Benefit Changes: There were no changes to benefit terms. However, the figures above do not include any liability impact that may have resulted from plan changes which occurred after the measurement dates. This applies for voluntary benefit changes as well as any offers of Two Years Additional Service Credit (a.k.a. Golden Handshakes).

Changes of Assumptions: In 2020 and 2019, there were no changes. In 2018, demographic assumptions and inflation rate were changed in accordance to the CalPERS Experience Study and Review of Actuarial Assumptions December 2017. There were no changes in the discount rate in 2018. In 2017, the accounting discount rate reduced from 7.65 percent to 7.15 percent. In 2016, there were no changes. In 2015, amounts reported reflect an adjustment of the discount rate from 7.5 percent (net of administrative expense) to 7.65 percent (without a reduction for pension plan administrative expense.) In 2014, amount reported were based on the 7.5 percent discount rate.

(1) Historical information is required only for measurement for which GASB 68 is applicable. Fiscal Year 2015 was the first year of implementation, therefore only six years are shown.

GEORGETOWN DIVIDE PUBLIC UTILITY DISTRICT

COST SHARING MULTIPLE-EMPLOYER PLAN
 SCHEDULE OF PENSION PLAN CONTRIBUTIONS
 AS OF JUNE 30, FOR THE LAST TEN FISCAL YEARS (1)

	2015	2016	2017	2018	2019	2020
Miscellaneous Rate Plan						
Actuarially Determined Contribution	\$ 316,796	\$ 484,729	\$ 532,748	\$ 574,408	\$ 645,301	\$ 690,964
Contribution in Relation to the Actuarially Determined Contribution	(316,796)	(484,729)	(532,748)	(574,408)	(645,301)	(690,964)
Contribution Deficiency (Excess)	\$ -	\$ -	\$ -	\$ -	\$ -	\$ -
Covered Payroll	\$ 896,800	\$ 1,057,557	\$ 1,190,555	\$ 1,281,439	\$ 1,501,528	\$ 1,488,996
Contributions as a Percentage of Covered Payroll	35.33%	45.83%	44.75%	44.83%	42.98%	46.40%

(1) Historical information is required only for measurement for which GASB 66 is applicable. Fiscal Year 2015 was the first year of implementation, therefore only six years are shown.

Note to Schedule:

Valuation Date: June 30, 2017

Methods and assumptions used to determine contribution rates:

Actuarial Cost Method: Entry Age Normal Cost Method
 Amortization method: Level percentage of pay, a summary of

Driver	Source				
	(Gain)/Loss		Assumption/ Method Change	Benefit Change	Golden Handshake
	Investment	Non-Investment			
Amortization Period	30 years	30 Years	20 Years	20 Years	5 Years
Escalation Rate					
- Active Plans	2.875%	2.875%	2.875%	2.875%	2.875%
- Inactive Plans	0%	0%	0%	0%	0%
Ramp Up	5	5	5	0	0
Ramp Down	5	5	5	0	0

Inflation: 2.65%
 Payroll Growth: 2.875%
 Projected Salary Increases: Varies by Entry Age and Service
 Investment Rate of Return: 7.00% (net of pension plan investment and administrative expenses, includes inflation)
 Retirement Age: Retirement rates vary by age, service, and formula
 Mortality: The mortality table used was developed based on CalPERS' specific data. The table includes 20 years of mortality improvements using Society of Actuaries Scale BB. For more details on this table, please refer to the 2014 experience study report.

GEORGETOWN DIVIDE PUBLIC UTILITY DISTRICT

SCHEDULE OF CHANGES IN THE TOTAL OPEB LIABILITY AND RELATED RATIOS
AS OF JUNE 30, FOR THE LAST TEN FISCAL YEARS (1)

	2018	2019	2020
Total OPEB Liability			
Service cost	\$ 19,623	\$ 20,960	\$ 16,297
Interest on the total OPEB liability	33,857	139,866	103,453
Benefit payments	(76,948)	(102,248)	(86,643)
Net change in total OPEB liability	(23,468)	58,578	33,107
Total OPEB liability - beginning	1,325,779	1,302,311	1,360,889
Total OPEB liability - ending	\$ 1,302,311	\$ 1,360,889	\$ 1,393,996
Total OPEB Liability	\$ 1,302,311	\$ 1,360,889	\$ 1,393,996
Plan fiduciary net position as a percentage of the total OPEB liability	0.00%	0.00%	0.00%
Covered-employee payroll	\$ 1,390,335	\$ 1,468,293	\$ 1,364,272
Total OPEB liability as a percentage of covered-employee payroll	93.67%	92.69%	102.18%

(1) Historical information is required only for the measurement periods for which GASB 75 is applicable. Fiscal Year 2018 was the first year of implementation. Future years' information will be displayed up to 10 years as information becomes available.

Notes to Schedule: None

Changes in assumptions: None



INDEPENDENT AUDITORS' REPORT ON INTERNAL CONTROL
OVER FINANCIAL REPORTING AND ON COMPLIANCE AND OTHER MATTERS
BASED ON AN AUDIT OF FINANCIAL STATEMENTS PERFORMED IN ACCORDANCE
WITH *GOVERNMENT AUDITING STANDARDS*

To the Board of Directors of the
Georgetown Divide Public Utility District
Georgetown, California

We have audited, in accordance with the auditing standards generally accepted in the United States of America and the standards applicable to financial audits contained in *Government Auditing Standards* issued by the Comptroller General of the United States, the financial statements of each major fund of the Georgetown Divide Public Utility District, (the District) as of and for the year ended June 30, 2020, and the related notes to the financial statements, which collectively comprise the District's basic financial statements, and have issued our report thereon dated December 16, 2020.

Internal Control over Financial Reporting

In planning and performing our audit of the financial statements, we considered the District's internal control over financial reporting (internal control) as a basis for designing audit procedures that are appropriate in the circumstances for the purpose of expressing our opinions on the financial statements, but not for the purpose of expressing an opinion on the effectiveness of the District's internal control. Accordingly, we do not express an opinion on the effectiveness of the District's internal control.

A *deficiency in internal control* exists when the design or operation of a control does not allow management or employees, in the normal course of performing their assigned functions, to prevent, or detect and correct, misstatements on a timely basis. A *material weakness* is a deficiency, or a combination of deficiencies, in internal control, such that there is a reasonable possibility that a material misstatement of the entity's financial statements will not be prevented, or detected and corrected on a timely basis. A *significant deficiency* is a deficiency, or a combination of deficiencies, in internal control that is less severe than a material weakness, yet important enough to merit attention by those charged with governance.

Our consideration of internal control was for the limited purpose described in the first paragraph of this section and was not designed to identify all deficiencies in internal control that might be material weaknesses or significant deficiencies and therefore, material weaknesses or significant deficiencies may exist that were not identified. Given these limitations, during our audit we did not identify any deficiencies in internal control that we consider to be material weaknesses. However, material weaknesses may exist that have not been identified. We did identify the following deficiencies in internal control, described in the accompanying schedule of findings and questioned costs, that we consider to be significant deficiencies: 2020-001.



To the Board of Directors of the
Georgetown Divide Public Utility District
Georgetown, California

Compliance and Other Matters

As part of obtaining reasonable assurance about whether the District's financial statements are free from material misstatement, we performed tests of its compliance with certain provisions of laws, regulations, contracts, and grant agreements, noncompliance with which could have a direct and material effect on financial statements. However, providing an opinion on compliance with those provisions was not an objective of our audit, and accordingly, we do not express such an opinion. The results of our tests disclosed no instances of noncompliance or other matters that are required to be reported under *Government Auditing Standards*.

District's Response to Findings

The District's response to the findings identified in our audit was not subjected to the auditing procedures applied in the audit of the financial statements and, accordingly, we express no opinion on it.

Purpose of this Report

The purpose of this report is solely to describe the scope of our testing of internal control and compliance and the results of that testing, and not to provide an opinion on the effectiveness of the District's internal control or on compliance. This report is an integral part of an audit performed in accordance with *Government Auditing Standards* in considering the District's internal control and compliance. Accordingly, this communication is not suitable for any other purpose.

A handwritten signature in cursive script that reads "Lance, Soll & Loughard, LLP".

Sacramento, California
December 16, 2020



To the Board of Directors of the
Georgetown Divide Public Utility District
Georgetown, California

SCHEDULE OF FINDINGS AND QUESTIONED COSTS

Capital Asset Reconciliation

Reference Number: 2020-001

Condition:

During our audit test work, we noted that the District did not properly reconcile assets. We found errors in the detail schedule maintained by the District which included incorrect dollar amounts of deletions and calculation errors in determining the depreciation expense.

Criteria:

Policies and procedures should be in place and operating effectively to provide reasonable assurance that subsidiary ledgers of capital assets and related depreciation are accurately prepared and the transactions thereof are appropriately recorded in the financial statements.

Cause of Condition:

Lack of proper reconciliation and review of Capital Assets by management.

Effect or Potential Effect of Condition:

Errors in capital assets and related depreciation may exist and go undetected by management.

Recommendation:

We recommend that the District reconcile capital asset activity throughout the audit period and establish proper review procedures to ensure that all assets are properly transferred or capitalized so the District's records are complete and correctly stated.

Management's Response and Corrective Action:

Historically, the District has maintained capital assets in an excel spreadsheet, as the legacy system was not capable of tracking capital assets appropriately. Due to the manual nature of maintaining records in spreadsheets they are subject to error. In 2019 the District began the implementation of a new accounting software with sophisticated capabilities to appropriately maintain capital assets. The use of software to maintain capital assets mitigates the occurrence of errors and omissions in financial reporting and is due to be fully operable in FY 2020-21.